

MOHIT INDUSTRIES LIMITED

(CIN NO. L17119GJ1991PLC015074)

REGD. OFF.: Office No. 908, 9th Floor, Rajhans Montessa, Dumas Road, Magdalla, Choryasi, Surat - 395 007 (GUJARAT).

Ph.: 0261-2463262 / 63 Email : contact@mohitindustries.com Website : www.mohitindustries.com

EXTRACT OF UNAUDITED STANDALONE AND CONSOLIDATED FINANCIAL RESULTS FOR THE QUARTER AND HALF YEAR ENDED 30TH SEPTEMBER, 2024

PARTICULARS	STANDALONE					CONSOLIDATED				
	Quarter Ended 30/09/2024	Quarter Ended 30/06/2024	Quarter Ended 30/09/2023	Half Year Ended 30/06/2024	Year Ended 31/03/2024	Quarter Ended 30/09/2024	Quarter Ended 30/06/2024	Quarter Ended 30/09/2023	Half Year Ended 30/06/2024	Year Ended 31/03/2024
	(Unaudited)	(Unaudited)	(Unaudited)	(Unaudited)	(Audited)	(Unaudited)	(Unaudited)	(Unaudited)	(Unaudited)	(Audited)
Total Income	2,660.24	2,128.63	3,897.36	4,788.87	7,591.70	13,290.50	2,660.24	2,128.63	3,897.36	4,788.87
Net Profit / (Loss) for the period (before Tax, Exceptional and / or Extraordinary items)	(120.43)	(43.03)	(123.01)	(163.47)	(202.12)	(256.61)	(119.90)	(43.21)	(123.01)	(163.11)
Net Profit / (Loss) for the period before tax (after Exceptional and / or Extraordinary items)	(120.43)	(43.03)	(123.01)	(163.47)	(202.12)	(256.61)	(119.90)	(43.21)	(123.01)	(163.11)
Net Profit / (Loss) for the period after tax (after Exceptional and / or Extraordinary items)	(102.92)	(40.32)	(94.90)	(143.24)	(161.39)	(193.09)	(102.39)	(40.50)	(94.90)	(142.89)
Total Comprehensive Income for the period [Comprising Profit / (Loss) for the period (after tax) and Other Comprehensive Income (after tax)]	65.27	257.85	(51.16)	323.12	301.32	652.23	1,280.40	2,765.89	376.00	4,046.29
Paid up Equity Share Capital				1415.76						1415.76
Reserves (excluding Revaluation Reserve) as shown in the Audited Balance sheet					3,082.78					25,898.53
Earning Per Share (Face value of Rs. 10/- each) (for continuing and discontinued operations)										
(a) Basic (in Rs.):	(0.73)	(0.28)	(0.67)	(1.01)	(1.14)	(1.36)	(0.72)	(0.29)	(0.68)	(1.01)
(b) Diluted (in Rs.):	(0.73)	(0.28)	(0.67)	(1.01)	(1.14)	(1.36)	(0.72)	(0.29)	(0.68)	(1.01)

- Note :**
- The above results have been reviewed by the Audit Committee and approved by the Board of Directors at their meetings held on Thursday, 14th November, 2024.
 - The above is an extract of the detailed format of Unaudited Financial Results for the Quarter and Half Year ended 30th September, 2024, filed with stock Exchanges under Regulation 33 of the SEBI (Listing Obligations and Disclosure Requirements) Regulations, 2015. The detailed results are available on the Stock Exchange website i.e www.bseindia.com and www.nseindia.com and on the Company's website i.e www.mohitindustries.com.
 - Previous year's / period's figures have been re-grouped / re-classified wherever necessary to confirm to classification of current year / period.

For MOHIT INDUSTRIES LIMITED

Sd/-

NARAYAN SITARAM SABOO

MANAGING DIRECTOR & CFO

(DIN : 00223324)

Place : Surat

Date : 14/11/2024

LOGIX BUILDTECH PRIVATE LIMITED

Reg. Office:- D-5, Ground Floor, Anand Vihar, East Delhi, Delhi, India, 110092

Corporate Identification Number:- U70200DL2010PTC200042

E-mail: cv@bhatnagroup.com

ANNEXURE I

(Regulation 52(8), read with Regulation 52(4), of the SEBI (LODR) Regulations, 2015

Extract of Unaudited Standalone Financial Results for the quarter and six months ended September 30, 2024

S.No	Particulars	Quarter Ended			Half Year Ended			Year Ended		
		30.09.2024	30.06.2024	30.09.2023	30.09.2024	30.09.2023	31.03.2024	30.09.2024	30.09.2023	31.03.2024
		Unaudited	Unaudited	Unaudited	Unaudited	Unaudited	Audited	Unaudited	Unaudited	Audited
1	Total Income from Operations	2,208.55	2,377.83	2,451.92	4,586.38	4,826.33	9,855.20	4,586.38	4,826.33	9,855.20
2	Loss before tax, exceptional items	(3,490.47)	(3,304.83)	(3,251.01)	(6,795.30)	(6,639.12)	(12,795.37)	(6,795.30)	(6,639.12)	(12,795.37)
3	Loss after tax, exceptional items	(3,490.47)	(3,304.83)	(3,251.01)	(6,795.30)	(6,639.12)	(12,795.37)	(6,795.30)	(6,639.12)	(12,795.37)
4	Loss after tax, exceptional items	(2,942.10)	(2,804.80)	(2,420.50)	(5,746.90)	(4,927.69)	(9,515.68)	(5,746.90)	(4,927.69)	(9,515.68)
5	Total comprehensive income/(loss) for the period/year (net of tax)	(2,939.70)	(2,802.40)	(2,420.30)	(5,742.10)	(4,927.30)	(9,506.09)	(5,742.10)	(4,927.30)	(9,506.09)
6	Paid up Equity Share Capital	2,054.75	2,054.75	2,054.75	2,054.75	2,054.75	2,054.75	2,054.75	2,054.75	2,054.75
7	Reserves (excluding Revaluation Reserve)	(9,173.52)	(6,233.82)	1,147.37	(9,173.52)	1,147.37	(3,431.42)	(9,173.52)	1,147.37	(3,431.42)
8	Net Worth	(7,118.77)	(4,179.07)	3,202.12	(7,118.77)	3,202.12	(1,376.67)	(7,118.77)	3,202.12	(1,376.67)
9	Paid up Debt Capital/Outstanding Debt	1,16,190.00	1,16,190.00	1,17,450.00	1,16,190.00	1,17,450.00	1,16,190.00	1,16,190.00	1,17,450.00	1,16,190.00
10	Outstanding Redeemable Preference Shares	-	-	-	-	-	-	-	-	-
11	Debt Equity Ratio	(16.32)	(27.80)	36.68	(16.32)	36.68	(84.40)	(16.32)	36.68	(84.40)
12	Earnings per equity share	(14.32)	(13.65)	(11.78)	(27.97)	(23.98)	(46.31)	(14.32)	(13.65)	(11.78)
13	(i) Basic (in INR)	(14.32)	(13.65)	(11.78)	(27.97)	(23.98)	(46.31)	(14.32)	(13.65)	(11.78)
14	(ii) Diluted (in INR)	-	-	-	-	-	-	-	-	-
15	Capital Redemption Reserve	-	-	-	-	-	-	-	-	-
16	Debt Service Coverage Ratio	0.22	0.25	0.26	0.23	0.25	0.26	0.22	0.25	0.26
17	Interest Service Coverage Ratio	0.22	0.25	0.28	0.23	0.26	0.28	0.22	0.25	0.28

- Notes:**
- The above is an extract of the detailed format of annual financial results filed with the Stock exchange under Regulation 52 of the SEBI (Listing Obligations and Disclosure Requirements) Regulations, 2015. The full format of the annual financial results are available on the website of the Stock Exchange (www.bseindia.com) and the listed entity (www.bhatnagroup.com).
 - For the items referred in Regulation 52(4) of the SEBI (Listing Obligations and Disclosure Requirements) Regulations, 2015, the pertinent disclosures have been made to the Stock exchange (BSE India) and can be accessed on the URL (www.bseindia.com) and website (www.bhatnagroup.com)

Place: Noida

Date: November 14, 2024

For and on behalf of the Board of Directors

Sd/-

Prem Bhutani

Director

DIN: 00809853

**JINDAL POLY FILMS LIMITED**

CIN :- L17111UP1974PLC003979

Regd. Office : 19th K.M., Hapur Bulandshahr Road, P.O. Gulaathi, Bulandshahr (U.P.)-245408

Corporate Office : Plot No. 87, Sector-32, Institutional Area Gurugram, Haryana - 122001

Unaudited Financial Results For the Quarter and Six Months Ended 30th September 2024

Rs in Lakhs except EPS						Rs in Lakhs except EPS					
Consolidated						Standalone					
Quarter Ended			Half Year Ended			Quarter Ended			Half Year Ended		
Sep 30, 2024	Jun 30, 2024	Sep 30, 2023	Sep 30, 2024	Sep 30, 2023	Mar 31, 2024	Sep 30, 2024	Jun 30, 2024	Sep 30, 2023	Sep 30, 2024	Sep 30, 2023	Mar 31, 2024
(Unaudited)	(Unaudited)	(Unaudited)	(Unaudited)	(Unaudited)	(Audited)	(Unaudited)	(Unaudited)	(Unaudited)	(Unaudited)	(Unaudited)	(Audited)
1,31,096.57	1,23,307.85	1,03,353.60	2,54,404.42	1,86,524.79	3,92,556.97	17,639.50	13,432.55	14,897.75	31,072.05	25,432.99	54,317.03
13,653.89	9,810.04	2,377.44	23,463.93	15,659.35	9,156.85	23,575.02	12,749.77	8,598.34	36,324.79	26,099.72	41,395.17
13,653.89	23,460.92	2,309.19	37,114.81	15,578.26	9,094.45	23,575.02	26,400.65	8,598.34	49,975.67	26,099.72	41,395.17
11,680.59	16,808.69	1,217.21	28,468.28	10,979.58	7,149.67	18,483.16	19,698.70	6,404.48	38,181.86	19,373.76	31,200.45
12,784.10	17,144.92	612.41	29,929.02	10,402.39	6,736.77	18,499.93	19,698.70	6,432.68	38,188.53	19,401.96	31,215.75
4,378.64	4,378.64	4,378.64	4,378.64	4,378.64	4,378.64	4,378.64	4,378.64	4,378.64	4,378.64	4,378.64	4,378.64
-	-	-	-	-	3,95,066.79	-	-	-	-	-	5,74,296.23
26.63	36.39	2.78	65.02	25.08	16.33	42.21	44.99	14.63	87.20	44.25	71.25

- Notes:**
- The above Financial Results were reviewed by the Audit Committee and taken on record at the meeting of the Board of Directors at their respective meetings held on November 14, 2024 and limited review of these results has been carried out by the Statutory Auditors of the Company.
 - Financial Results has been prepared in accordance with the Indian Accounting Standards ("Ind AS") prescribed under section 133 of the Companies Act 2013 read with the relevant rules issued thereunder.
 - Figures for the previous periods have been regrouped / rearranged, wherever considered necessary, to conform current period classifications.
 - The above financial results is an extract of the detailed Standalone and Consolidated Financial Results filed with the Stock Exchanges under Regulation 33 of the SEBI (Listing Obligations and Disclosure Requirements) Regulations, 2015. The full financial results in the prescribed format are available on the Stock Exchange websites (www.bseindia.com and www.nseindia.com) and also on the Company's website at www.jindalpoly.com.

By Order of the Board For

Jindal Poly Films Limited

Sd/-

Vijender Kumar Singhal

(Whole Time Director)

DIN - 09763670

Place: Gurugram

Date : 14.11.2024

**Growington Ventures India Limited**

CIN NO. - L63090MH2010PLC363537

Reg office: Shiv Chamber, 4th Floor, Plot No 21, Sector 11, CBD Belapur, Navi Mumbai - 400614, Maharashtra

Tel No.: +91 22 49736901 Email id: growingtons@gmail.com Website : www.growington.in

Statement of standalone and Consolidated Un-audited Financial results for the Quarter and year Ended 30th September, 2024

Sr. No.	Particulars	Standalone				Consolidated				Year Ended			
		Quarter Ended		Half Year Ended		Quarter Ended		Half Year Ended		Year Ended		Year Ended	
		30.09.2024	30.06.2024	30.09.2023	31.03.2024	30.09.2024	30.06.2024	30.09.2023	30.09.2023	30.09.2024	30.06.2024	30.09.2023	31.03.2024
		Un Audited	Un Audited	Unaudited	Un Audited	Un Audited	Un Audited	Un Audited	Un Audited	Un Audited	Un Audited	Un Audited	Audited
1	Total Income from Operations from Continuing Operations	565.63	661.64	837.26	1227.28	1097.77	3108.57	590.56	722.77	837.26	1313.33	1097.77	3505.57
2	Net Profit/(Loss) for the period/year (before Tax, Exceptional and/or Extraordinary items) from Continuing and Discontinuing Operations	105.24	111.77	163.56	217.02	124.38	275.83	77.8	71.84	163.56	149.63	124.88	214.51
3	Net Profit/(Loss) for the period/year before tax (after Exceptional and/or Extraordinary items/Associates) from Continuing and Discontinuing Operations	105.24	111.77	163.56	217.02	124.38	275.83	77.8	71.84	163.56	149.63	124.88	214.51
4	Net Profit/(Loss) for the period/year after tax (after Exceptional and/or Extraordinary items/Associates) from Continuing and Discontinuing Operations	73.95	82.71	121.34	156.68	92.41	175.52	46.51	42.78	121.34	89.28	92.41	114.19
5	Total Comprehensive Income for the period/year [Comprising Profit/(Loss) for the period/year (after tax) and Other Comprehensive Income (after tax)]	73.95	82.71	121.34	156.68	92.41	175.52	46.51	42.78	121.34	89.08	92.41	114.19
6	Equity Share Capital	1605.54	1605.54	1605.54	1605.54	1605.54	1605.54	1605.54	1605.54	1605.54	1605.54	1605.54	1605.54
7	Earnings Per Share (of Rs. 1/- each) (for continuing and discontinued operations)- Basic & Diluted	0.05	0.05	0.76	0.1	0.58	0.11	0.03	0.03	0.76	0.06	0.58	0.07

- Notes:**
- The above is an extract of the detailed format of Quarterly Financial Results filed with the Stock Exchanges under Regulation of the SEBI (Listing and Other Disclosure Requirements) Regulations, 2015 read with SEBI circular 5th July, 2016. The full format of the Quarterly Financial Results are available on the websites of the Stock Exchange BSE Limited (www.bseindia.com) and the Company (www.growington.in)
 - The above results have been reviewed by the Audit Committee and approved by the Board of Directors at their meeting held on 14th November, 2024. The Statutory Auditors of the Company have carried out a limited review of the above results.

Place : Navi Mumbai

Date : 14/11/2024

By order of Board of Directors

For, Growington Ventures India Limited

Sd/-

Lokesh Patwa

Whole Time Director

DIN : 06456607

Place : Navi Mumbai

Date : 14/11/2024

Place of meeting : Mumbai

**SHRIRAM FINANCE LIMITED**
(Formerly known as SHRIRAM TRANSPORT FINANCE COMPANY LIMITED)**PUBLIC NOTICE**

This is to inform our customers and public at large that our **Rorkee Branch** located at Near ICICI Bank, Dehradun Road, Ganeshpur, Rorkee, Uttarakhand - 247667 will shift to First Floor, Purwawali, Ganeshpur, Dehradun Road, Rorkee, Haridwar, Uttarakhand - 247667 from 20th February, 2025.

The Customers are requested to contact the new office premises for their needs.

REGIONAL BUSINESS HEAD

**SHRIRAM FINANCE LIMITED**
(Formerly known as SHRIRAM TRANSPORT FINANCE COMPANY LIMITED)**PUBLIC NOTICE**

This is to inform our customers and public at large that our **Bhilai Branch** located at Third Floor, Shop No:33/A, Chouhan Estate, Near Mourya Talkies, G.E. Road, Bhilai, Chhattisgarh - 490023 will shift to First Floor, 4/1, Ridhi Sidhi Tower, Shastri Nagar, Camp 1, Ward No. 27, Near G.E. Road, Bhilai, Raipur, Bhilai, Chhattisgarh - 490023 from 18th February, 2025.

The Customers are requested to contact the new office premises for their needs.

REGIONAL BUSINESS HEAD

**SHRIRAM FINANCE LIMITED**
(Formerly known as SHRIRAM TRANSPORT FINANCE COMPANY LIMITED)</

MOHIT INDUSTRIES LIMITED

(CIN NO. L17119GJ1991PLC015074)

REGD. OFF.: Office No. 908, 9th Floor, Rajhans Montessa, Dumas Road, Magdalla, Choryasi, Surat - 395 007 (GUJARAT).

Ph.: 0261-2463262 / 63 Email : contact@mohitindustries.com Website : www.mohitindustries.com

EXTRACT OF UNAUDITED STANDALONE AND CONSOLIDATED FINANCIAL RESULTS FOR THE QUARTER AND HALF YEAR ENDED 30TH SEPTEMBER, 2024

PARTICULARS	STANDALONE						CONSOLIDATED					
	Quarter Ended 30/09/2024	Quarter Ended 30/06/2024	Quarter Ended 30/09/2023	Half Year Ended 30/09/2024	Half Year Ended 30/09/2023	Year Ended 31/03/2024	Quarter Ended 30/09/2024	Quarter Ended 30/06/2024	Quarter Ended 30/09/2023	Half Year Ended 30/09/2024	Half Year Ended 30/09/2023	Year Ended 31/03/2024
	(Unaudited)	(Unaudited)	(Unaudited)	(Unaudited)	(Unaudited)	(Audited)	(Unaudited)	(Unaudited)	(Unaudited)	(Unaudited)	(Unaudited)	(Audited)
Total Income	2,660.24	2,128.63	3,897.36	4,788.87	7,591.70	13,290.50	2,660.24	2,128.63	3,897.36	4,788.87	7,591.70	13,290.50
Net Profit / (Loss) for the period (before Tax, Exceptional and / or Extraordinary items)	(120.43)	(43.03)	(123.01)	(163.47)	(202.12)	(256.61)	(119.90)	(43.21)	(123.01)	(163.11)	(202.12)	(256.44)
Net Profit / (Loss) for the period before tax (after Exceptional and / or Extraordinary items)	(120.43)	(43.03)	(123.01)	(163.47)	(202.12)	(256.61)	(119.90)	(43.21)	(123.01)	(163.11)	(202.12)	(256.44)
Net Profit / (Loss) for the period after tax (after Exceptional and / or Extraordinary items)	(102.92)	(40.32)	(94.90)	(143.24)	(161.39)	(193.09)	(102.39)	(40.50)	(94.90)	(142.89)	(161.39)	(192.96)
Total Comprehensive Income for the period [Comprising Profit / (Loss) for the period (after tax) and Other Comprehensive Income (after tax)]	65.27	257.85	(51.16)	323.12	301.32	652.23	1,280.40	2,765.89	378.00	4,046.29	4,007.44	9,440.62
Paid up Equity Share Capital			1415.76				1415.76					
Reserves (excluding Revaluation Reserve) as shown in the Audited Balance sheet						3,082.78						25,898.53
Earning Per Share (Face value of Rs. 10/- each) (for continuing and discontinued operations)												
(a) Basic (in Rs.):	(0.73)	(0.28)	(0.67)	(1.01)	(1.14)	(1.36)	(0.72)	(0.29)	(0.68)	(1.01)	(1.14)	(1.35)
(b) Diluted (in Rs.):	(0.73)	(0.28)	(0.67)	(1.01)	(1.14)	(1.36)	(0.72)	(0.29)	(0.68)	(1.01)	(1.14)	(1.35)

- Notes:**
- The above results have been reviewed by the Audit Committee and approved by the Board of Directors at their meetings held on Thursday, 14th November, 2024.
 - The above is an extract of the detailed format of Unaudited Financial Results for the Quarter and Half Year ended 30th September, 2024, filed with stock Exchanges under Regulation 33 of the SEBI (Listing Obligations and Disclosure Requirements) Regulations, 2015. The detailed results is available on the Stock Exchange website i.e. www.bseindia.com and www.nseindia.com and on the Company's website i.e. www.mohitindustries.com.
 - Previous year's / period's figures have been re-grouped / re-classified / re-casted wherever necessary to confirm to classification of current year / period.

For MOHIT INDUSTRIES LIMITED
Sd/-
NARAYAN SITARAM SABOO
MANAGING DIRECTOR & CFO
(DIN : 00223324)

Place : Surat
Date : 14/11/2024

LOGIX BUILDTECH PRIVATE LIMITED

Reg. Office-D-5, Ground Floor, Anand Vihar, East Delhi, Delhi, India, 110092

Corporate Identification Number: U70200DL2010PTC200042

E-mail: ceo@bhatnagroup.com

ANNEXURE I

(Regulation 52(8), read with Regulation 52(4), of the SEBI (LODR) Regulations, 2015)

Extract of Unaudited Standalone Financial Results for the quarter and six months ended September 30, 2024

S.No	Particulars	(All amounts in INR lakhs, unless otherwise stated)					
		Quarter Ended		Half Year Ended		Year Ended	
		30.09.2024 Unaudited	30.06.2024 Unaudited	30.09.2023 Unaudited	30.09.2024 Unaudited	30.09.2023 Unaudited	31.03.2024 Audited
1	Total Income from Operations	2,208.55	2,377.83	2,451.92	4,586.38	4,826.33	9,855.20
2	Loss before tax, exceptional items	(3,490.47)	(3,304.83)	(3,251.01)	(6,795.30)	(6,639.12)	(12,795.37)
3	Loss before tax & after exceptional items	(3,490.47)	(3,304.83)	(3,251.01)	(6,795.30)	(6,639.12)	(12,795.37)
4	Loss after tax, exceptional items	(2,942.10)	(2,804.80)	(2,420.50)	(5,746.90)	(4,927.69)	(9,515.68)
5	Total comprehensive income/(loss) for the period/year (net of tax)	(2,939.70)	(2,802.40)	(2,420.30)	(5,742.10)	(4,927.30)	(9,506.09)
6	Paid up Equity Share Capital	2,054.75	2,054.75	2,054.75	2,054.75	2,054.75	2,054.75
7	Reserves (excluding Revaluation Reserve)	(9,173.52)	(6,233.82)	1,147.37	(9,173.52)	1,147.37	(3,431.42)
8	Net Worth	(7,118.77)	(4,179.07)	3,202.12	(7,118.77)	3,202.12	(1,376.67)
9	Paid up Debt Capital/Outstanding Debt	1,16,190.00	1,16,190.00	1,16,190.00	1,16,190.00	1,16,190.00	1,16,190.00
10	Outstanding Redeemable Preference Shares						
11	Debt Equity Ratio	(16.32)	(27.80)	36.68	(16.32)	36.68	(84.40)
12	Earnings per equity share						
13	(i) Basic (in INR)	(14.32)	(13.65)	(11.78)	(27.97)	(23.98)	(46.31)
14	(ii) Diluted (in INR)	(14.32)	(13.65)	(11.78)	(27.97)	(23.98)	(46.31)
15	Capital Redemption Reserve	-	-	-	-	-	-
16	Debt Service Coverage Ratio	0.22	0.25	0.26	0.23	0.25	0.26
17	Interest Service Coverage Ratio	0.22	0.25	0.28	0.23	0.26	0.28

- Notes:**
- The above is an extract of the detailed format of annual financial results filed with the Stock exchange under Regulation 52 of the SEBI (Listing Obligations and Disclosure Requirements) Regulations, 2015. The full format of the annual financial results are available on the website of the Stock Exchange (www.bseindia.com) and the listed entity (www.bhatnagroup.com).
 - For the items referred in Regulation 52(4) of the SEBI (Listing Obligations and Disclosure Requirements) Regulations, 2015, the pertinent disclosures have been made to the Stock exchange (BSE India) and can be accessed on the URL (www.bseindia.com) and website (www.bhatnagroup.com)

For and on behalf of the Board of Directors
Sd/-
Prem Bhatnag
Director
DIN: 00809853

Place: Noida
Date: November 14, 2024

JINDAL POLY FILMS LIMITED

CIN :- L17111UP1974PLC003979

Regd. Office : 19th K.M., Hapur Bulandshahr Road, P.O. Gulaathi, Bulandshahr (U.P.)-245408

Corporate. Office : Plot No. 87, Sector-32, Institutional Area Gurugram, Haryana - 122001

Unaudited Financial Results For the Quarter and Six Months Ended 30th September 2024

Consolidated						Standalone					
Quarter Ended			Half Year Ended			Quarter Ended			Half Year Ended		
Sep 30, 2024	Jun 30, 2024	Sep 30, 2023	Sep 30, 2024	Sep 30, 2023	Mar 31, 2024	Sep 30, 2024	Jun 30, 2024	Sep 30, 2023	Sep 30, 2024	Sep 30, 2023	Mar 31, 2024
(Unaudited)	(Unaudited)	(Unaudited)	(Unaudited)	(Unaudited)	(Audited)	(Unaudited)	(Unaudited)	(Unaudited)	(Unaudited)	(Unaudited)	(Audited)
1,31,096.57	1,23,307.85	1,03,353.60	2,54,404.42	1,86,524.79	3,92,556.97	17,639.50	13,432.55	14,897.75	31,072.05	25,432.99	54,317.03
13,653.89	9,810.04	2,377.44	23,463.93	15,659.35	9,156.85	23,575.02	12,749.77	8,598.34	36,324.79	26,099.72	41,395.17
13,653.89	23,460.92	2,309.19	37,114.81	15,578.26	9,094.45	23,575.02	26,400.65	8,598.34	49,975.67	26,099.72	41,395.17
11,660.59	16,806.69	1,217.21	28,468.28	10,979.58	7,149.67	18,483.16	19,698.70	6,404.48	38,181.86	19,373.76	31,200.45
12,784.10	17,144.92	612.41	29,929.02	10,402.39	6,736.77	18,499.83	19,698.70	6,432.68	38,198.53	19,401.96	31,215.75
4,378.64	4,378.64	4,378.64	4,378.64	4,378.64	4,378.64	4,378.64	4,378.64	4,378.64	4,378.64	4,378.64	4,378.64
-	-	-	-	-	3,95,066.79	-	-	-	-	-	5,74,296.23
26.83	38.39	2.78	65.02	25.08	16.33	42.21	44.99	14.63	87.20	44.25	71.25

- Notes:**
- The above Financial Results were reviewed by the Audit Committee and taken on record at the meeting of the Board of Directors at their respective meetings held on November 14, 2024 and limited review of these results has been carried out by the Statutory Auditors of the Company.
 - Financial Results has been prepared in accordance with the Indian Accounting Standards ("Ind AS") prescribed under section 133 of the Companies Act 2013 read with the relevant rules issued thereunder.
 - Figures for the previous periods have been regrouped / rearranged, wherever considered necessary, to conform current period classifications.
 - The above financial results is an extract of the detailed Standalone and Consolidated Financial Results filed with the Stock Exchanges under Regulation 33 of the SEBI (Listing Obligations and Disclosure Requirements) Regulations, 2015. The full financial results in the prescribed format are available on the Stock Exchange websites (www.bseindia.com and www.nseindia.com) and also on the Company's website at www.jindalpoly.com.

By Order of the Board For
Jindal Poly Films Limited
Sd/-
Vijender Kumar Singhal
(Whole Time Director)
DIN - 09763670

Place : Gurugram
Date : 14.11.2024

Growington Ventures India Limited

CIN NO. - L63090MH2010PLC363537

Reg office: Shiv Chamber, 4th Floor, Plot No 21, Sector 11, CBD Belapur, Navi Mumbai -400614, Maharashtra

Tel No.: +91 22 49736901 Email Id: growingtons@gmail.com Website : www.growington.in

Statement of standalone and Consolidated Un-audited Financial results for the Quarter and year Ended 30th September, 2024

Sr. No.	Particulars	Standalone						Consolidated					
		Quarter Ended			Half Year Ended			Quarter Ended			Half Year Ended		
		30.09.2024 Un Audited	30.06.2024 Un Audited	30.09.2023 Un Audited	30.09.2024 Un Audited	30.09.2023 Un Audited	31.03.2024 Audited	30.09.2024 Un Audited	30.06.2024 Un Audited	30.09.2023 Un Audited	30.09.2024 Un Audited	30.09.2023 Un Audited	31.03.2024 Audited
1	Total Income from Operations from Continuing Operations	565.63	661.64	837.26	1227.28	1097.77	3108.57	590.56	722.77	837.26	1313.33	1097.77	3505.57
2	Net Profit/(Loss) for the period/year (before Tax, Exceptional and/or Extraordinary items) from Continuing and Discontinuing Operations	105.24	111.77	163.56	217.02	124.38	275.83	77.8	71.84	163.56	149.63	124.88	214.51
3	Net Profit/(Loss) for the period/year before tax (after Exceptional and/or Extraordinary items/Associates) from Continuing and Discontinuing Operations	105.24	111.77	163.56	217.02	124.38	275.83	77.8	71.84	163.56	149.63	124.88	214.51
4	Net Profit/(Loss) for the period/year after tax (after Exceptional and/or Extraordinary items/Associates) from Continuing and Discontinuing Operations	73.95	82.71	121.34	156.68	92.41	175.52	46.51	42.78	121.34	89.28	92.41	114.19
5	Total Comprehensive Income for the period/year [Comprising Profit/(Loss) for the period/year (after tax) and Other Comprehensive Income (after tax)]	73.95	82.71	121.34	156.68	92.41	175.52	46.51	42.78	121.34	89.08	92.41	114.19
6	Equity Share capital	1605.54	1605.54	1605.54	1605.54	1605.54	1605.54	1605.54	1605.54	1605.54	1605.54	1605.54	1605.54
7	Earnings Per Share (of Re: 1/- each) (for continuing and discontinued operations)- Basic & Diluted	0.05	0.05	0.76	0.11	0.58	0.11	0.03	0.03	0.76	0.06	0.58	0.07

- Notes:**
- The above is an extract of the detailed format of Quarterly Financial Results filed with the Stock Exchanges under Regulation of the SEBI (Listing and Other Disclosure Requirements) Regulations, 2015 read with SEBI circular 5th July, 2016. The full format of the Quarterly Financial Results are available on the websites of the Stock Exchange BSE Limited (www.bseindia.com) and the Company (www.growington.in).
 - The above results have been reviewed by the Audit Committee and approved by the Board of Directors at their meeting held on 14th November, 2024. The Statutory Auditors of the Company have carried out a limited review of the above results.

By order of Board of Directors
For, Growington Ventures India Limited
Sd/
Lokesh Patwa
Whole Time Director
DIN : 06456607

Place : Navi Mumbai
Date : 14/11/2024

financial.expapp.in

MAGNITE DEVELOPERS PRIVATE LIMITED

CIN No: U45309PN2022TC207434

Regd Office: 3rd Floor, S. No.-34, Near Inorbit Mall, Wadgaon Sheri, Pune - 411014

Phone: 020-66850000 Email: secretarial@solitaire.in. Website: www.themdpi.in

Extract of Financial Results for quarter ended September 30, 2024

Sr. No.	Particulars	Quarter Ended		Year ended
		September 30, 2024 Unaudited	September 30, 2023 Unaudited	
1	Total Income from Operations	-	-	-
2	Net Profit / (Loss) for the period (before Tax, Exceptional and/or Extraordinary items)	(226.10)	(264.60)	(1,009.80)
3	Net Profit / (Loss) for the period before tax (after Exceptional and/or Extraordinary items)	(226.10)	(264.60)	(1,009.80)
4	Net Profit / (Loss) for the period after tax (after Exceptional and/or Extraordinary items)	(169.19)	(198.01)	(755.65)
5	Total Comprehensive Income for the period [Comprising Profit/ (Loss) for the period (after tax) and Other Comprehensive Income (after tax)]	(169.19)	(198.01)	(755.65)
6	Paid-up Equity Share Capital	1.00	1.00	1.00
7	Reserves (excluding Revaluation Reserve)	-	-	-
8	Security Premium Account	-	-	-
9	Net worth	(2,160.95)	(1,396.09)	(1,828.03)
10	Paid up Debt Capital / Outstanding Debt	174,877.99	132,686.23	127,864.57
11	Outstanding Redeemable Preference Shares	-	-	-
12	Debt Equity Ratio	(80.93)	(95.04)	(69.95)
13	Earnings Per Share (of Rs. 10/- each) (for continuing and discontinued operations) -			
14	(a) Basic:	(1,691.90)	(1,980.10)	(7,556.50)
15	(b) Diluted:	(1,691.90)	(1,980.10)	(7,556.50)
16	Capital Redemption Reserve	-	-	-
17	Debt Service Coverage Ratio	1.01	0.55	0.58
18	Interest Service Coverage Ratio	0.87	0.86	0.86

- Notes:**
- The above Results have been reviewed by the Audit Committee and approved by the Board of Directors at their respective meetings held on 14 November, 2024.
 - The above is an extract of the detailed format of quarterly financial results filed with the BSE Limited ("Stock Exchange") under regulation 52 of the SEBI (Listing Obligations and Disclosure Requirements) Regulations, 2015. The full format of the quarterly financial results is available on the websites of the Stock Exchange i.e. www.bseindia.com and on the website of the Company at www.themdpi.in.
 - For the other line items referred in regulation 52(4) of the SEBI (Listing Obligations and Disclosure Requirements) Regulations, 2015, pertinent disclosures have been made to the Stock Exchange i.e. BSE Limited and can be accessed on the website at www.bseindia.com and on the website of the Company at www.themdpi.in.
 - This extract of Financial Results has been prepared in accordance with the requirement of Regulation 52 of SEBI Listing Regulations, read with Chapter 1 of Operational Circular bearing reference no. SEBI/HO/DOCS/DOCS_Div1/PC/2022/000000103 dated July 29, 2022 ("Circular").

For Magnite Developers Private Limited
Sd/-
Bhushan Vilaskumar Palresha
Director
DIN: 1258918

Date: November 14, 2024
Place: Pune



ANANYA FINANCE FOR INCLUSIVE

GROWTH PRIVATE LIMITED

Regd. Office: 903, 9th Floor, Sakar IX, B/s. Old RBI, Ashram Road, Ahmedabad - 380009

Statement of Un-Audited Financial Results for the quarter ended 30th September, 2024

		(Rupees in Lakhs)			
Sr. No	Particulars	Standalone		Consolidated	
		Quarter Ended	Previous Year Ended	Quarter Ended	
		30-09-2024	30-09-2023	31-03-2024	30-09-2024
1.	Total Income from operations	2,617.01	1,959.27	8,266.85	3,128.46
2.	Net Profit / (Loss) for the period (before Tax, Exceptional and/or Extraordinary items)	(156.39)	67.81	111.15	(392.68)
3.	Net Profit / (Loss) for the period before Tax (after Exceptional and/or Extraordinary items)	(156.39)	67.81	111.15	(392.68)
4.	Net Profit / (Loss) for the period (after Tax, Exceptional and/or Extraordinary items)	(12.08)	50.48	112.74	(217.75)
5.	Total Comprehensive Income for the period (Comprising Profit/(Loss) for the period (after Tax) and Other Comprehensive Income (after Tax))	(10.19)	53.44	118.46	(217.28)
6.	Paid up Equity Share Capital	9,074.97	6,602.92	8,458.05	9,074.97
7.	Reserves (excluding Revaluation Reserve)	7,626.88	3,268.18	6,471.76	7,029.75
8.	Securities Premium Account	7,289.59	3,106.09	6,237.96	7,287.48
9.	Net worth	16,701.85	9,871.10	14,929.81	16,104.72
10.	Paid up Debt Capital / Outstanding Debt	35,372.07	33,077.92	46,714.81	37,697.17
11.	Outstanding Redeemable Preference Shares	-	-	-	-
12.	Debt Equity Ratio	2.12	3.35	3.13	2.34
13.	Earnings Per Share (of Rs. 10/- each)				
	1. Basic:	(0.01)	0.08	0.16	(0.24)
	2. Diluted:	(0.01)	0.08	0.16	(0.24)
14.	Capital Redemption Reserve		N.A.		
15.	Debenture Redemption Reserve		N.A.		
16.	Debt Service Coverage Ratio		N.A.		
17.	Interest Service Coverage Ratio		N.A.		

	CIN :- L17111UP1974PLC003979
Regd. Office : 19th K.M., Hapur Bulandshahr Road, P.O. Gulaathi, Bulandshahr (U.P.)-245408 Corporate. Office : Plot No. 87, Sector-32 Institutional Area Gurugram, Haryana - 122001	
JINDAL POLY FILMS LIMITED	
(Rs In Lakhs except EPS)	(Rs In Lakhs except EPS)
Consolidated	Standalone
Quarter Ended	Quarter Ended
Sep 30, 2024 <small>(Unaudited)</small>	Sep 30, 2024 <small>(Unaudited)</small>
June 30, 2024 <small>(Unaudited)</small>	June 30, 2024 <small>(Unaudited)</small>
Sep 30, 2023 <small>(Unaudited)</small>	Sep 30, 2023 <small>(Unaudited)</small>
Half Year Ended	Half Year Ended
Sep 30, 2024 <small>(Unaudited)</small>	Sep 30, 2024 <small>(Unaudited)</small>
Sep 30, 2023 <small>(Unaudited)</small>	Sep 30, 2023 <small>(Unaudited)</small>
Year Ended	Year Ended
Mar 31, 2024 <small>(Audited)</small>	Mar 31, 2024 <small>(Audited)</small>
Particulars	
Total Income from Operations:	17,639.50 13,432.55 14,897.75 31,072.05 25,432.99 54,317.03
Net Profit for the period (before Tax, Exceptional and/or Extraordinary items)	23,575.02 12,749.77 8,598.34 36,324.79 26,099.72 41,395.17
Net Profit/(Loss) for the period before Tax (after Exceptional and/or Extraordinary Items) and before non-controlling interest and share of profit from associate, attributable to Equity Holders of the parent	23,575.02 26,400.65 8,598.34 49,975.67 26,099.72 41,395.17
Net Profit / (Loss) for the period after Tax, non-controlling interest and share of profit from associate, attributable to Equity Holders of the parent	18,483.16 19,698.70 6,404.48 38,181.86 19,373.76 31,200.45
Total Comprehensive Income for the period (Comprising Profit / (Loss) for the period (after Tax) and Other Comprehensive Income (after Tax)) attributable to Equity Holders of the parent	18,499.83 19,698.70 6,432.68 38,198.53 19,401.96 31,215.75
Paid up Equity Share Capital (Face Value of Rs 10/- each)	4,378.64 4,378.64 4,378.64 4,378.64 4,378.64 4,378.64
Other Equity (excluding revaluation reserve)	- - - - - 5,74,296.23
Earnings Per Share (Basic & Diluted)	42.21 44.99 14.63 87.20 44.25 71.25

Notes

- The above Financial Results were reviewed by the Audit Committee and taken on record at the meeting of the Board of Directors at their respective meetings held on November 14, 2024 and limited review of these results has been carried out by the Statutory Auditors of the Company.
- Financial Results have been prepared in accordance with the Indian Accounting Standards ("Ind AS") prescribed under section 133 of the Companies Act 2013 read with the relevant rules issued thereunder.
- Figures for the previous periods have been regrouped / rearranged, wherever considered necessary, to conform current period classifications.
- The above financial results are an extract of the detailed Standalone and Consolidated Financial Results filed with the Stock Exchanges under Regulation 33 of the SEBI (Listing Obligations and Disclosure Requirements) Regulations, 2015. The full financial results in the prescribed format are available on the Stock Exchange websites ([www.bseindia.com](#)) and also on the Company's website at [www.jindalpoly.com](#).

Place : Gurugram
Date : 14.11.2024

By Order of the Board For Jindal Poly Films Limited Sd/- Vijiendar Kumar Singhal (Whole Time Director)
DIN - 09763607



ANANYA
Going Beyond Finance

ANANYA FINANCE FOR INCLUSIVE GROWTH PRIVATE LIMITED

Regd. Office: 903, 9th Floor, Sakar IX, B/s. Old RBI, Ashram Road, Ahmedabad – 380009

Statement of Un-Audited Financial Results for the quarter ended 30th September, 2024

(Rupees in Lakhs)

Sr. No	Particulars	Standalone			Consolidated
		Quarter Ended		Previous Year Ended	Quarter Ended
		30-09-2024	30-09-2023	31-03-2024	30-09-2024
1.	Total Income from operations	2,617.01	1,959.27	8,266.85	3,128.46
2.	Net Profit / (Loss) for the period (before Tax, Exceptional and/or Extraordinary items)	(156.39)	67.81	111.15	(392.68)
3.	Net Profit / (Loss) for the period before Tax (after Exceptional and/or Extraordinary items)	(156.39)	67.81	111.15	(392.68)
4.	Net Profit / (Loss) for the period (after Tax, Exceptional and/or Extraordinary Items)	(12.08)	50.48	112.74	(217.75)
5.	Total Comprehensive Income for the period [Comprising Profit/(Loss) for the period (after Tax) and Other Comprehensive Income (after Tax)]	(10.19)	53.44	118.46	(217.28)
6.	Paid up Equity Share Capital	9,074.97	6,602.92	8,458.05	9,074.97
7.	Reserves (excluding Revaluation Reserve)	7,626.88	3,268.18	6,471.76	7,029.75
8.	Securities Premium Account	7,289.59	3,106.09	6,237.96	7,287.48
9.	Net worth	16,701.85	9,871.10	14,929.81	16,104.72
10.	Paid up Debt Capital / Outstanding Debt	35,372.07	33,077.92	46,714.81	37,697.17
11.	Outstanding Redeemable Preference Shares	-	-	-	-
12.	Debt Equity Ratio	2.12	3.35	3.13	2.34
13.	Earnings Per Share (of Rs. 10/- each)				
	1. Basic:	(0.01)	0.08	0.16	(0.24)
	2. Diluted:	(0.01)	0.08	0.16	(0.24)
14.	Capital Redemption Reserve		N.A.		
15.	Debt Redemption Reserve		N.A.		
16.	Debt Service Coverage Ratio		N.A.		
17.	Interest Service Coverage Ratio		N.A.		

Notes:

(a) The above is an extract of the detailed format of Quarterly financial results filed with the Bombay Stock Exchange under Regulation 52 of the SEBI (Listing Obligations and Disclosure Requirements) (Fifth Amendment) Regulations, 2021. The full format of the Quarterly financial results is available on the company's website – www.ananyafinance.com.

(b) For the items referred in sub-clauses (a), (b), (d) and (e) of the Regulation 52 (4) of the SEBI (Listing Obligations and Disclosure Requirements) (Fifth Amendment) Regulations, 2021, the pertinent disclosures have been made to the Bombay Stock Exchange and can be accessed on the company's website – www.ananyafinance.com.

(c) Previous year's/period figures have been regrouped/reclassified wherever necessary.

Place : Gurugram

Date : 14.11.2024

Mr. Abhishek Khanna

Managing Director & Chief Executive Officer

DIN: 09680649

THE BUSINESS DAILY.

FOR DAILY BUSINESS.

FINANCIAL EXPRESS

financialexpress.com

Chandigarh

MAGNITE DEVELOPERS PRIVATE LIMITED
 CIN No: U45309NP2022PTC207434

Regd Office: 3rd Floor, S. No.-34, Near Inorbit Mall, Wadgaon Sheri, Pune - 411014
Phone: 020-68500000 **Email:** secretarial@sqiltaire.in, **Website:** www.themdpi.in
Extract of Financial Results for quarter ended September 30, 2024

Sr. No.	Particulars	Quarter Ended		Year ended
		September 30, 2024 Unaudited	September 30, 2023 Unaudited	March 31, 2024 Audited
1	Total Income from Operations	-	-	-
2	Net Profit / (Loss) for the period (before Tax, Exceptional and/or Extraordinary Items)	(226.10)	(264.60)	(1,009.80)
3	Net Profit / (Loss) for the period before tax (after Exceptional and/or Extraordinary Items)	(226.10)	(264.60)	(1,009.80)
4	Net Profit / (Loss) for the period after tax (after Exceptional and/or Extraordinary Items)	(169.19)	(198.01)	(755.85)
5	Total Comprehensive Income for the period (Comprising Profit / (Loss) for the period (after tax) and Other Comprehensive Income (after tax))	(169.19)	(198.01)	(755.85)
6	Paid-up Equity Share Capital	1.00	1.00	1.00
7	Reserves (excluding Revaluation Reserve)	-	-	-
8	Security Premium Account	-	-	-
9	Net worth	(2,160.95)	(1,996.09)	(1,828.03)
10	Paid up Debt Capital / Outstanding Debt	174,877.89	132,686.23	127,864.57
11	Outstanding Redeemable Preference Shares	-	-	-
12	Debt Equity Ratio	(80.93)	(95.04)	(69.95)
13	Earnings Per Share (of Rs. 10/- each) (for continuing and discontinued operations) -			
	(a) Basic	(1,691.90)	(1,980.10)	(7,556.50)
	(b) Diluted	(1,691.90)	(1,980.10)	(7,556.50)
14	Capital Redemption Reserve	-	-	-
15	Debt Redemption Reserve	-	-	-
16	Debt Service Coverage Ratio	1.01	0.55	0.58
17	Interest Service Coverage Ratio	0.97	0.96	0.96

Notes:

- The above Results have been reviewed by the Audit Committee and approved by the Board of Directors at their respective meetings held on 14 November, 2024.
- The above is an extract of the detailed format of quarterly financial results filed with the BSE Limited ("Stock Exchange") under regulation 52 of the SEBI (Listing Obligations and Disclosure Requirements) Regulations, 2015. The full format of the quarterly financial results is available on the websites of the Stock Exchange i.e. www.bseindia.com and on the website of the Company at www.themdpi.in
- For the other items referred in regulation 52(4) of the SEBI (Listing Obligations and Disclosure Requirements) Regulations, 2015, pertinent disclosures have been made in the Stock Exchange i.e. BSE Limited and can be accessed on the website at www.bseindia.com and on the website of the Company at www.themdpi.in.
- This extract of Financial Results has been prepared in accordance with the requirement of Regulation 52 of SEBI Listing Regulations, read with Chapter 1 of Operational Circular bearing reference No. SEBI/IM/DDH/S/DDHs_Div1/FC/2022/0000000103 dated July 29, 2022 ("Circular").

For Magnite Developers Private Limited
Sd/-
Bhushan Vilaskumar Palresha
Director
DIN: 1258918

Date: November 14, 2024
Place: Pune

Sr. No		Particulars	Standalone			Consolidated
			Quarter Ended		Previous Year Ended	Quarter Ended
			30-09-2024	30-09-2023	31-03-2024	30-09-2024
1.	Total Income from operations		2,617.01	1,959.27	8,266.85	3,128.46
2.	Net Profit / (Loss) for the period (before Tax, Exceptional and/or Extraordinary items)		(156.39)	67.81	111.15	(392.68)
3.	Net Profit / (Loss) for the period before Tax (after Exceptional and/or Extraordinary items)		(156.39)	67.81	111.15	(392.68)
4.	Net Profit / (Loss) for the period (after Tax, Exceptional and/or Extraordinary items)		(12.08)	50.48	112.74	(217.75)
5.	Total Comprehensive Income for the period (Comprising Profit/(Loss) for the period (after Tax) and Other Comprehensive Income (after Tax))		(10.19)	53.44	118.46	(217.28)
6.	Paid up Equity Share Capital		9,074.97	6,602.92	8,458.05	9,074.97
7.	Reserves (excluding Revaluation Reserve)		7,626.88	3,268.18	6,471.76	7,029.75
8.	Securities Premium Account		7,289.59	3,106.09	6,237.96	7,287.48
9.	Net worth		16,701.85	9,871.10	14,929.81	16,104.72
10.	Paid up Debt Capital / Outstanding Debt		35,372.07	33,077.92	46,714.81	37,697.17
11.	Outstanding Redeemable Preference Shares		-	-	-	-
12.	Debt Equity Ratio		2.12	3.35	3.13	2.34
13.	Earnings Per Share (of Rs. 10/- each)					
	1. Basic:		(0.01)	0.08	0.16	(0.24)
	2. Diluted:		(0.01)	0.08	0.16	(0.24)
14.	Capital Redemption Reserve			N.A.		
15.	Debenture Redemption Reserve			N.A.		
16.	Debt Service Coverage Ratio			N.A.		
17.	Interest Service Coverage Ratio			N.A.		

Note:

(a) The above is an extract of the detailed format of Quarterly financial results filed with the Bombay Stock Exchange under Regulation 52 of the SEBI (Listing Obligations and Disclosure Requirements) (Fifth Amendment) Regulations, 2021. The full format of the Quarterly financial results is available on the company's website - www.ananyafinance.com.

(b) For the items referred in sub-clauses (a), (b), (d) and (e) of the Regulation 52 (4) of the SEBI (Listing Obligations and Disclosure Requirements) (Fifth Amendment) Regulations, 2021, the pertinent disclosures have been made to the Bombay Stock Exchange and can be accessed on the company's website - www.ananyafinance.com.

(c) Previous year's period figures have been regrouped/reclassified wherever necessary.

THE BUSINESS DAILY.

FOR DAILY BUSINESS.

Financial Express

financialexpress.com

[illegible]

MOHIT INDUSTRIES LIMITED

(CIN NO. L17119GJ1991PLC015074)

REGD. OFF.: Office No. 908, 9th Floor, Rajhans Montessa, Dumas Road, Magdalla, Choryasi, Surat - 395 007 (GUJARAT).

Ph.: 0261-2463262 / 63 Email : contact@mohitindustries.com Website : www.mohitindustries.com

EXTRACT OF UNAUDITED STANDALONE AND CONSOLIDATED FINANCIAL RESULTS FOR THE QUARTER AND HALF YEAR ENDED 30TH SEPTEMBER, 2024

PARTICULARS	STANDALONE						CONSOLIDATED					
	Quarter Ended	Quarter Ended	Quarter Ended	Half Year Ended	Half Year Ended	Year Ended	Quarter Ended	Quarter Ended	Quarter Ended	Half Year Ended	Half Year Ended	Year Ended
	30/09/2024	30/06/2024	30/09/2023	30/09/2024	30/09/2023	31/03/2024	30/09/2024	30/06/2024	30/09/2023	30/09/2024	30/09/2023	31/03/2024
	(Unaudited)	(Unaudited)	(Unaudited)	(Unaudited)	(Unaudited)	(Audited)	(Unaudited)	(Unaudited)	(Unaudited)	(Unaudited)	(Unaudited)	(Audited)
Total Income	2,660.24	2,128.63	3,897.36	4,788.87	7,591.70	13,290.50	2,660.24	2,128.63	3,897.36	4,788.87	7,591.70	13,290.50
Net Profit / (Loss) for the period (before Tax, Exceptional and / or Extraordinary items)	(120.43)	(43.03)	(123.01)	(163.47)	(202.12)	(256.61)	(119.90)	(43.21)	(123.01)	(163.11)	(202.12)	(256.44)
Net Profit / (Loss) for the period before tax (after Exceptional and / or Extraordinary items)	(120.43)	(43.03)	(123.01)	(163.47)	(202.12)	(256.61)	(119.90)	(43.21)	(123.01)	(163.11)	(202.12)	(256.44)
Net Profit / (Loss) for the period after tax (after Exceptional and / or Extraordinary items)	(102.92)	(40.32)	(94.90)	(143.24)	(161.39)	(193.09)	(102.39)	(40.50)	(94.90)	(142.89)	(161.39)	(192.96)
Total Comprehensive Income for the period [Comprising Profit / (Loss) for the period (after tax) and Other Comprehensive Income (after tax)]	65.27	257.85	(51.16)	323.12	301.32	652.23	1,280.40	2,765.89	378.00	4,046.29	4,007.44	9,440.62
Paid up Equity Share Capital			1415.76						1415.76			
Reserves (excluding Revaluation Reserve) as shown in the Audited Balance sheet						3,082.78						25,898.53
Earning Per Share (Face value of Rs. 10/- each) (for continuing and discontinued operations)												
(a) Basic (in Rs.) :	(0.73)	(0.28)	(0.67)	(1.01)	(1.14)	(1.36)	(0.72)	(0.29)	(0.68)	(1.01)	(1.14)	(1.35)
(b) Diluted (in Rs.) :	(0.73)	(0.28)	(0.67)	(1.01)	(1.14)	(1.36)	(0.72)	(0.29)	(0.68)	(1.01)	(1.14)	(1.35)

- Notes :
- The above results have been reviewed by the Audit Committee and approved by the Board of Directors at their meetings held on Thursday, 14th November, 2024.
 - The above is an extract of the detailed format of Unaudited Financial Results for the Quarter and Half Year ended 30th September, 2024, filed with stock Exchanges under Regulation 33 of the SEBI (Listing Obligations and Disclosure Requirements) Regulations, 2015. The detailed results is available on the Stock Exchange website i.e www.bseindia.com and www.nseindia.com and on the Company's website i.e www.mohitindustries.com.
 - Previous year's / period's figures have been re-grouped / re-classified / re-casted wherever necessary to conform to classification of current year / period.

For MOHIT INDUSTRIES LIMITED
Sd/-
NARAYAN SITARAM SABOO
MANAGING DIRECTOR & CFO
(DIN : 00223324)

Place : Surat
Date : 14/11/2024

LOGIX BUILDTECH PRIVATE LIMITED

Reg. Office-D- 5, Ground Floor, Anand Vihar, East Delhi, Delhi, India, 110092

Corporate Identification Number: U70200DL2010PTC200042

E-mail: info@bhtanigroup.com

ANNEXURE I

(Regulation 52(8), read with Regulation 52(4), of the SEBI (LODR) Regulations, 2015

Extract of Unaudited Standalone Financial Results for the quarter and six months ended September 30, 2024

S.No	Particulars	(All amounts in INR Lakhs, unless otherwise stated)					
		Quarter Ended			Half Year Ended		
		30.09.2024	30.06.2024	30.09.2023	30.09.2024	30.09.2023	Year Ended 31.03.2024
		Unaudited	Unaudited	Unaudited	Unaudited	Unaudited	Audited
1	Total Income from Operations	2,208.55	2,377.83	2,451.92	4,586.38	4,826.33	9,855.20
2	Loss before tax, exceptional items	(3,490.47)	(3,304.83)	(3,251.01)	(6,795.30)	(6,639.12)	(12,795.37)
3	Loss before tax & after exceptional items	(3,490.47)	(3,304.83)	(3,251.01)	(6,795.30)	(6,639.12)	(12,795.37)
4	Loss after tax, exceptional items	(2,942.10)	(2,804.80)	(2,420.50)	(5,746.90)	(4,927.69)	(9,515.68)
5	Total comprehensive income/(loss) for the period/year (net of tax)	(2,939.70)	(2,802.40)	(2,420.30)	(5,742.10)	(4,927.30)	(9,506.09)
6	Paid up Equity Share Capital	2,054.75	2,054.75	2,054.75	2,054.75	2,054.75	2,054.75
7	Reserves (excluding Revaluation Reserve)	(9,173.52)	(6,233.82)	1,147.37	(9,173.52)	1,147.37	(3,431.42)
8	Net Worth	(7,118.77)	(4,179.07)	3,202.12	(7,118.77)	3,202.12	(1,376.67)
9	Paid up Debt Capital/Outstanding Debt	1,16,190.00	1,16,190.00	1,17,450.00	1,16,190.00	1,17,450.00	1,16,190.00
10	Outstanding Redeemable Preference Shares						
11	Debt Equity Ratio	(16.32)	(27.80)	36.68	(16.32)	36.68	(84.40)
12	Earnings per equity share						
13	(i) Basic (in INR)	(14.32)	(13.65)	(11.78)	(27.97)	(23.98)	(46.31)
14	(ii) Diluted (in INR)	(14.32)	(13.65)	(11.78)	(27.97)	(23.98)	(46.31)
15	Capital Redemption Reserve	-	-	-	-	-	-
16	Debt Service Coverage Ratio	0.22	0.25	0.26	0.23	0.25	0.26
17	Interest Service Coverage Ratio	0.22	0.25	0.28	0.23	0.26	0.28

- Notes:
- The above is an extract of the detailed format of annual financial results filed with the Stock exchange under Regulation 52 of the SEBI (Listing Obligations and Disclosure Requirements) Regulations, 2015. The full format of the annual financial results are available on the website of the Stock Exchange (www.bseindia.com) and the listed entity (www.bhtanigroup.com).
 - For the items referred in Regulation 52(4) of the SEBI (Listing Obligations and Disclosure Requirements) Regulations, 2015, the pertinent disclosures have been made to the Stock exchange (BSE India) and can be accessed on the URL (www.bseindia.com) and website (www.bhtanigroup.com)

For and on behalf of the Board of Directors
Sd/-
Prem Bhutani
Director
DIN: 00809853

Place: Noida
Date: November 14, 2024

JINDAL POLY FILMS LIMITED

CIN :- L17111UP1974PLC003979

Regd. Office : 19th K.M., Hapur Bulandshahr Road, P.O. Gulaathi, Bulandshahr (U.P.)-245408

Corporate. Office : Plot No. 87, Sector-32, Institutional Area Gurugram, Haryana - 122001

Unaudited Financial Results For the Quarter and Six Months Ended 30th September 2024

Consolidated							Standalone						
Rs in Lakhs except EPS							Rs in Lakhs except EPS						
Quarter Ended			Half Year Ended				Quarter Ended			Half Year Ended			
Sep	June	Sep	Sep	Sep	Mar		Sep	June	Sep	Sep	Sep	Mar	
30, 2024	30, 2024	30, 2023	30, 2024	30, 2023	31, 2024		30, 2024	30, 2024	30, 2023	30, 2024	30, 2023	31, 2024	
(Unaudited)	(Unaudited)	(Unaudited)	(Unaudited)	(Unaudited)	(Audited)		(Unaudited)	(Unaudited)	(Unaudited)	(Unaudited)	(Unaudited)	(Audited)	
1,31,096.57	1,23,307.85	1,03,353.60	2,54,404.42	1,86,524.79	3,92,566.97	Total Income from Operations	17,639.50	13,432.55	14,897.75	31,072.05	25,432.99	54,317.03	
13,653.89	9,810.04	2,377.44	23,463.93	15,659.35	9,156.85	Net Profit for the period (before Tax, Exceptional and/or Extraordinary items)	23,575.02	12,749.77	8,598.34	36,324.79	26,099.72	41,395.17	
13,653.89	23,460.92	2,309.19	37,114.81	15,578.26	9,094.45	Net Profit / (Loss) for the period before Tax (after Exceptional and/or Extraordinary items) and before non-controlling interest and share of profit from associate, attributable to Equity Holders of the parent	23,575.02	28,400.65	8,598.34	49,975.67	26,099.72	41,395.17	
11,680.59	16,808.69	1,217.21	28,468.28	10,979.58	7,149.67	Net Profit / (Loss) for the period after Tax, non-controlling interest and share of profit from associate, attributable to Equity Holders of the parent	18,483.16	19,698.70	6,404.48	38,181.86	19,373.76	31,200.45	
12,784.10	17,144.92	612.41	29,929.02	10,402.39	6,736.77	Total Comprehensive Income for the period (Comprising Profit / (Loss) for the period (after Tax) and Other Comprehensive Income (after Tax) attributable to Equity Holders of the parent	18,499.83	19,698.70	6,432.68	38,198.53	19,401.96	31,215.75	
4,378.64	4,378.64	4,378.64	4,378.64	4,378.64	4,378.64	Paid up Equity Share Capital (Face Value of Rs.10/- each)	4,378.64	4,378.64	4,378.64	4,378.64	4,378.64	4,378.64	
-	-	-	-	-	3,95,066.79	Other Equity (excluding revaluation reserve)	-	-	-	-	-	5,74,296.23	
26.63	38.39	2.78	65.02	25.08	16.33	Earnings Per Share (Basic & Diluted)	42.21	44.99	14.63	87.20	44.25	71.25	

- Notes
- The above Financial Results were reviewed by the Audit Committee and taken on record at the meeting of the Board of Directors at their respective meetings held on November 14, 2024 and limited review of these results has been carried out by the Statutory Auditors of the Company.
 - Financial Results has been prepared in accordance with the Indian Accounting Standards ("Ind AS") prescribed under section 133 of the Companies Act 2013 read with the relevant rules issued thereunder.
 - Figures for the previous periods have been regrouped / rearranged, wherever considered necessary, to conform current period classifications.
 - The above financial results is an extract of the detailed Standalone and Consolidated Financial Results filed with the Stock Exchanges under Regulation 33 of the SEBI (Listing Obligations and Disclosure Requirements) Regulations, 2015. The full financial results in the prescribed format are available on the Stock Exchange websites (www.bseindia.com and www.nseindia.com) and also on the Company's website at www.jindalpoly.com

By Order of the Board For
Jindal Poly Films Limited
Sd/-
Vijender Kumar Singhal
(Whole Time Director)
DIN - 09763670

Place : Gurugram
Date : 14.11.2024

Growington Ventures India Limited

CIN NO. - L63090MH2010PLC363537

Reg office: Shiv Chamber, 4th Floor, Plot No 21, Sector 11, CBD Belapur, Navi Mumbai -400614, Maharashtra

Tel No.: +91 22 49736901 Email id: growingtons@gmail.com Website : www.growington.in

Statement of standalone and Consolidated Un-audited Financial results for the Quarter and year Ended 30th September, 2024

Sr. No.	Particulars	Standalone						Consolidated					
		Quarter Ended			Half Year Ended			Quarter Ended			Half Year Ended		
		30.09.2024	30.06.2024	30.09.2023	30.09.2024	30.09.2023	31.03.2024	30.09.2024	30.06.2024	30.09.2023	30.09.2024	30.09.2023	31.03.2024
		Un Audited	Un Audited	Un Audited	Un Audited	Un Audited	Audited	Un Audited	Un Audited	Un Audited	Un Audited	Un Audited	Audited
1	Total Income from Operations from Continuing Operations	565.63	661.64	837.26	1227.28	1097.77	3108.57	590.56	722.77	837.26	1313.33	1097.77	3505.57
2	Net Profit/(Loss) for the period/year (before Tax, Exceptional and/or Extraordinary items) from Continuing and Discontinuing Operations	105.24	111.77	163.56	217.02	124.38	275.83	77.8	71.84	163.56	149.63	124.88	214.51
3	Net Profit/(Loss) for the period/year before tax (after Exceptional and/or Extraordinary items/Associates) from Continuing and Discontinuing Operations	105.24	111.77	163.56	217.02	124.38	275.83	77.8	71.84	163.56	149.63	124.88	214.51
4	Net Profit/(Loss) for the period/year after tax (after Exceptional and/or Extraordinary items/Associates) from Continuing and Discontinuing Operations	73.95	82.71	121.34	156.68	92.41	175.52	46.51	42.78	121.34	89.28	92.41	114.19
5	Total Comprehensive Income for the period/year [Comprising Profit/(Loss) for the period/year (after tax) and Other Comprehensive Income (after tax)]	73.95	82.71	121.34	156.68	92.41	175.52	46.51	42.78	121.34	89.08	92.41	114.19
6	Equity Share capital	1605.54	1605.54	1605.54	1605.54	1605.54	1605.54	1605.54	1605.54	1605.54	1605.54	1605.54	1605.54
7	Earnings Per Share (of Re. 1/- each) (for continuing and discontinued operations)- Basic & Diluted	0.05	0.05	0.76	0.1	0.58	0.11	0.03	0.03	0.76	0.06	0.58	0.07

- Notes:
- The above is an extract of the detailed format of Quarterly Financial Results filed with the Stock Exchanges under Regulation of the SEBI (Listing and Other Disclosure Requirements) Regulations, 2015 read with SEBI circular 5th July, 2016. The full format of the Quarterly Financial Results are available on the websites of the Stock Exchange BSE Limited (www.bseindia.com) and the Company (www.growington.in)
 - The above results have been reviewed by the Audit Committee and approved by the Board of Directors at their meeting held on 14th November, 2024. The Statutory Auditors of the Company have carried out a limited review of the above results.

By order of Board of Directors
For, Growington Ventures India Limited
Sd/
Lokesh Patwa
Whole Time Director
DIN : 06456607

Place : Navi Mumbai
Date : 14/11/2024

MAGNITE DEVELOPERS PRIVATE LIMITED

CIN No: U45309PN2022PTC207434

Regd Office: 3rd Floor, S. No.-34, Near Inorbit Mall, Wadgaon Sheri, Pune - 411014

Phone: 020-66850000 Email: secretarial@solitaire.in. Website: www.themdpi.in

Extract of Financial Results for quarter ended September 30, 2024

Sr. No.	Particulars	Quarter Ended		Rs. in Lakhs
		September 30, 2024	September 30, 2023	Year ended
		Unaudited	Unaudited	March 31, 2024 Audited
1	Total Income from Operations	-	-	-
2	Net Profit / (Loss) for the period (before Tax, Exceptional and/or Extraordinary items)	(226.10)	(264.60)	(1,009.80)
3	Net Profit / (Loss) for the period before tax (after Exceptional and/or Extraordinary items)	(226.10)	(264.60)	(1,009.80)
4	Net Profit / (Loss) for the period after tax (after Exceptional and/or Extraordinary items)	(169.19)	(198.01)	(755.65)
5	Total Comprehensive Income for the period [Comprising Profit/ (Loss) for the period (after tax) and Other Comprehensive Income (after tax)]	(169.19)	(198.01)	(755.65)
6	Paid-up Equity Share Capital	1.00	1.00	1.00
7	Reserves (excluding Revaluation Reserve)	-	-	-
8	Security Premium Account	-	-	-
9	Net worth	(2,160.95)	(1,396.09)	(1,828.03)
10	Paid up Debt Capital/ Outstanding Debt	174,877.89	132,686.23	127,864.57
11	Outstanding Redeemable Preference Shares	-	-	-
12	Debt Equity Ratio	(80.93)	(95.04)	(69.95)
13	Earnings Per Share (of Rs. 10/- each) (for continuing and discontinued operations) -			
	(a) Basic	(1.691.90)	(1.980.10)	(7.556.50)
	(b) Diluted	(1.691.90)	(1.980.10)	(7.556.50)
14	Capital Redemption Reserve	-	-	-
15	Debt/Share Redemption Reserve	-	-	-
16	Debt Service Coverage Ratio	1.01	0.55	0.58
17	Interest Service Coverage Ratio	0.97	0.96	0.96

- Notes:
- The above Results have been reviewed by the Audit Committee and approved by the Board of Directors at their respective meetings held on 14 November, 2024.
 - The above is an extract of the detailed format of quarterly financial results filed with the BSE Limited ("Stock Exchange") under regulation 52 of the SEBI (Listing Obligations and Disclosure Requirements) Regulations, 2015. The full format of the quarterly financial results is available on the websites of the Stock Exchange i.e. www.bseindia.com and on the website of the Company at www.themdpi.in.
 - For the other items referred in regulation 52(4) of the SEBI (Listing Obligations and Disclosure Requirements) Regulations, 2015, pertinent disclosures have been made to the Stock Exchange i.e. BSE Limited and can be accessed on the website at www.bseindia.com and on the website of the Company at www.themdpi.in.
 - This extract of Financial Results has been prepared in accordance with the requirement of Regulation 52 of SEBI Listing Regulations, read with Chapter 1 of Operational Circular bearing reference No. SEBI/HO/DD/S/DMS, Div I/PCIR/2022/0000001/03 dated July 29, 2022 ("Circular").

For Magnite Developers Private Limited
Sd/-
Bhushan Vilaskumar Palresha
Director
DIN: 1258918

Date: November 14, 2024
Place: Pune

ANANYA FINANCE FOR

MOHIT INDUSTRIES LIMITED

(CIN NO. L17119GJ1991PLC015074)

REGD. OFF.: Office No. 908, 9th Floor, Rajhans Montessa, Dumas Road, Magdalla, Choryasi, Surat - 395 007 (GUJARAT).

Ph.: 0261-2463262 / 63 Email : contact@mohitindustries.com Website : www.mohitindustries.com

EXTRACT OF UNAUDITED STANDALONE AND CONSOLIDATED FINANCIAL RESULTS FOR THE QUARTER AND HALF YEAR ENDED 30TH SEPTEMBER, 2024

PARTICULARS	STANDALONE						CONSOLIDATED					
	Quarter Ended 30/09/2024	Quarter Ended 30/06/2024	Quarter Ended 30/09/2023	Half Year Ended 30/09/2024	Half Year Ended 30/09/2023	Year Ended 31/03/2024	Quarter Ended 30/09/2024	Quarter Ended 30/06/2024	Quarter Ended 30/09/2023	Half Year Ended 30/09/2024	Half Year Ended 30/09/2023	Year Ended 31/03/2024
	(Unaudited)	(Unaudited)	(Unaudited)	(Unaudited)	(Unaudited)	(Audited)	(Unaudited)	(Unaudited)	(Unaudited)	(Unaudited)	(Unaudited)	(Audited)
Total Income	2,660.24	2,128.63	3,897.36	4,788.87	7,591.70	13,290.50	2,660.24	2,128.63	3,897.36	4,788.87	7,591.70	13,290.50
Net Profit / (Loss) for the period (before Tax, Exceptional and / or Extraordinary items)	(120.43)	(43.03)	(123.01)	(163.47)	(202.12)	(256.61)	(119.90)	(43.21)	(123.01)	(163.11)	(202.12)	(256.44)
Net Profit / (Loss) for the period before tax (after Exceptional and / or Extraordinary items)	(120.43)	(43.03)	(123.01)	(163.47)	(202.12)	(256.61)	(119.90)	(43.21)	(123.01)	(163.11)	(202.12)	(256.44)
Net Profit / (Loss) for the period after tax (after Exceptional and / or Extraordinary items)	(102.92)	(40.32)	(94.90)	(143.24)	(161.39)	(193.09)	(102.39)	(40.50)	(94.90)	(142.89)	(161.39)	(192.96)
Total Comprehensive Income for the period [Comprising Profit / (Loss) for the period (after tax) and Other Comprehensive Income (after tax)]	65.27	257.85	(51.16)	323.12	301.32	652.23	1,280.40	2,765.89	378.00	4,046.29	4,007.44	9,440.62
Paid up Equity Share Capital			1415.76				1415.76					
Reserves (excluding Revaluation Reserve) as shown in the Audited Balance sheet						3,082.78						25,898.53
Earning Per Share (Face value of Rs. 10/- each) (for continuing and discontinued operations)												
(a) Basic (in Rs.) :	(0.73)	(0.28)	(0.67)	(1.01)	(1.14)	(1.36)	(0.72)	(0.29)	(0.68)	(1.01)	(1.14)	(1.35)
(b) Diluted (in Rs.) :	(0.73)	(0.28)	(0.67)	(1.01)	(1.14)	(1.36)	(0.72)	(0.29)	(0.68)	(1.01)	(1.14)	(1.35)

- Notes :**
- The above results have been reviewed by the Audit Committee and approved by the Board of Directors at their meetings held on Thursday, 14th November, 2024.
 - The above is an extract of the detailed format of Unaudited Financial Results for the Quarter and Half Year ended 30th September, 2024, filed with stock Exchanges under Regulation 33 of the SEBI (Listing Obligations and Disclosure Requirements) Regulations, 2015. The detailed results is available on the Stock Exchange website i.e. www.bseindia.com and www.nseindia.com and on the Company's website i.e. www.mohitindustries.com.
 - Previous year's / period's figures have been re-grouped / re-classified / re-casted wherever necessary to confirm to classification of current year / period.

For MOHIT INDUSTRIES LIMITED
Sd/-
NARAYAN SITARAM SABOO
MANAGING DIRECTOR & CFO
(DIN : 00223324)

Place : Surat
Date : 14/11/2024

LOGIX BUILDTECH PRIVATE LIMITED

Reg. Office-D-5, Ground Floor, Anand Vihar, East Delhi, Delhi, India, 110092

Corporate Identification Number: U70200DL2010PTC200042

E-mail: ceo@bhatnagroup.com

ANNEXURE I

(Regulation 52(8), read with Regulation 52(4), of the SEBI (LODR) Regulations, 2015)

Extract of Unaudited Standalone Financial Results for the quarter and six months ended September 30, 2024

S.No	Particulars	(All amounts in INR lakhs, unless otherwise stated)					
		Quarter Ended		Half Year Ended		Year Ended	
		30.09.2024 Unaudited	30.06.2024 Unaudited	30.09.2023 Unaudited	30.09.2024 Unaudited	30.09.2023 Unaudited	31.03.2024 Audited
1	Total Income from Operations	2,208.55	2,377.83	2,451.92	4,586.38	4,826.33	9,855.20
2	Loss before tax, exceptional items	(3,490.47)	(3,304.83)	(3,251.01)	(6,795.30)	(6,639.12)	(12,795.37)
3	Loss before tax & after exceptional items	(3,490.47)	(3,304.83)	(3,251.01)	(6,795.30)	(6,639.12)	(12,795.37)
4	Loss after tax, exceptional items	(2,942.10)	(2,804.80)	(2,420.50)	(5,746.90)	(4,927.69)	(9,515.68)
5	Total comprehensive income/(loss) for the period/year (net of tax)	(2,939.70)	(2,802.40)	(2,420.50)	(5,742.10)	(4,927.30)	(9,506.09)
6	Paid up Equity Share Capital	2,054.75	2,054.75	2,054.75	2,054.75	2,054.75	2,054.75
7	Reserves (excluding Revaluation Reserve)	(9,173.52)	(6,233.82)	1,147.37	(9,173.52)	1,147.37	(3,431.42)
8	Net Worth	(7,118.77)	(4,179.07)	3,202.12	(7,118.77)	3,202.12	(1,376.67)
9	Paid up Debt Capital/Outstanding Debt	1,16,190.00	1,16,190.00	1,17,450.00	1,16,190.00	1,17,450.00	1,16,190.00
10	Outstanding Redeemable Preference Shares						
11	Debt Equity Ratio	(16.32)	(27.80)	36.68	(16.32)	36.68	(84.40)
12	Earnings per equity share						
13	(i) Basic (in INR)	(14.32)	(13.65)	(11.78)	(27.97)	(23.98)	(46.31)
14	(ii) Diluted (in INR)	(14.32)	(13.65)	(11.78)	(27.97)	(23.98)	(46.31)
15	Capital Redemption Reserve	-	-	-	-	-	-
16	Debt Service Coverage Ratio	0.22	0.25	0.26	0.23	0.25	0.26
17	Interest Service Coverage Ratio	0.22	0.25	0.28	0.23	0.26	0.28

- Notes:**
- The above is an extract of the detailed format of annual financial results filed with the Stock exchange under Regulation 52 of the SEBI (Listing Obligations and Disclosure Requirements) Regulations, 2015. The full format of the annual financial results are available on the website of the Stock Exchange (www.bseindia.com) and the listed entity (www.bhatnagroup.com).
 - For the items referred in Regulation 52(4) of the SEBI (Listing Obligations and Disclosure Requirements) Regulations, 2015, the pertinent disclosures have been made to the Stock exchange (BSE India) and can be accessed on the URL (www.bseindia.com) and website (www.bhatnagroup.com)

For and on behalf of the Board of Directors
Sd/-
Prem Bhatnagar
Director
DIN: 00809853

Place: Noida
Date: November 14, 2024

JINDAL POLY FILMS LIMITED

CIN :- L17111UP1974PLC003979

Regd. Office : 19th K.M., Hapur Bulandshahr Road, P.O. Gulaathi, Bulandshahr (U.P.)-245408

Corporate. Office : Plot No. 87, Sector-32, Institutional Area Gurugram, Haryana - 122001

Unaudited Financial Results For the Quarter and Six Months Ended 30th September 2024

Consolidated						Standalone					
Quarter Ended			Half Year Ended			Quarter Ended			Half Year Ended		
Sep 30, 2024	Jun 30, 2024	Sep 30, 2023	Sep 30, 2024	Sep 30, 2023	31, 2024	Sep 30, 2024	Jun 30, 2024	Sep 30, 2023	Sep 30, 2024	Sep 30, 2023	31, 2024
(Unaudited)	(Unaudited)	(Unaudited)	(Unaudited)	(Unaudited)	(Audited)	(Unaudited)	(Unaudited)	(Unaudited)	(Unaudited)	(Unaudited)	(Audited)
1,31,096.57	1,23,307.85	1,03,353.60	2,54,404.42	1,86,524.79	3,92,556.97	17,639.50	13,432.55	14,897.75	31,072.05	25,432.99	54,317.03
13,653.89	9,810.04	2,377.44	23,463.93	15,659.35	9,156.85	23,575.02	12,749.77	8,598.34	36,324.79	26,099.72	41,395.17
13,653.89	23,460.92	2,309.19	37,114.81	15,578.26	9,094.45	23,575.02	26,400.65	8,598.34	49,975.67	26,099.72	41,395.17
11,660.59	16,806.69	1,217.21	28,468.28	10,979.58	7,149.67	18,483.16	19,698.70	6,404.48	38,181.86	19,373.76	31,200.45
12,784.10	17,144.92	612.41	29,929.02	10,402.39	6,736.77	18,499.83	19,698.70	6,432.68	38,198.53	19,401.96	31,215.75
4,378.64	4,378.64	4,378.64	4,378.64	4,378.64	4,378.64	4,378.64	4,378.64	4,378.64	4,378.64	4,378.64	4,378.64
-	-	-	-	-	3,95,066.79	-	-	-	-	-	5,74,296.23
26.83	38.39	2.78	65.02	25.08	16.33	42.21	44.99	14.63	87.20	44.25	71.25

- Notes:**
- The above Financial Results were reviewed by the Audit Committee and taken on record at the meeting of the Board of Directors at their respective meetings held on November 14, 2024 and limited review of these results has been carried out by the Statutory Auditors of the Company.
 - Financial Results has been prepared in accordance with the Indian Accounting Standards ("Ind AS") prescribed under section 133 of the Companies Act 2013 read with the relevant rules issued thereunder.
 - Figures for the previous periods have been regrouped / rearranged, wherever considered necessary, to conform current period classifications.
 - The above financial results is an extract of the detailed Standalone and Consolidated Financial Results filed with the Stock Exchanges under Regulation 33 of the SEBI (Listing Obligations and Disclosure Requirements) Regulations, 2015. The full financial results in the prescribed format are available on the Stock Exchange websites (www.bseindia.com and www.nseindia.com) and also on the Company's website at www.jindalpoly.com.

By Order of the Board For
Jindal Poly Films Limited
Sd/-
Vijender Kumar Singhal
(Whole Time Director)
DIN - 09763670

Place : Gurugram
Date : 14.11.2024

Growington Ventures India Limited

CIN NO. - L63090MH2010PLC363537

Reg office: Shiv Chamber, 4th Floor, Plot No 21, Sector 11, CBD Belapur, Navi Mumbai -400614, Maharashtra

Tel No.: +91 22 49736901 Email Id: growingtons@gmail.com Website : www.growington.in

Statement of standalone and Consolidated Un-audited Financial results for the Quarter and year Ended 30th September, 2024

Sr. No.	Particulars	Standalone						Consolidated					
		Quarter Ended			Half Year Ended			Quarter Ended			Half Year Ended		
		30.09.2024 Un Audited	30.06.2024 Un Audited	30.09.2023 Un Audited	30.09.2024 Un Audited	30.09.2023 Un Audited	31.03.2024 Audited	30.09.2024 Un Audited	30.06.2024 Un Audited	30.09.2023 Un Audited	30.09.2024 Un Audited	30.09.2023 Un Audited	31.03.2024 Audited
1	Total Income from Operations from Continuing Operations	565.63	661.64	837.26	1227.28	1097.77	3108.57	590.56	722.77	837.26	1313.33	1097.77	3505.57
2	Net Profit/(Loss) for the period/year (before Tax, Exceptional and/or Extraordinary items) from Continuing and Discontinuing Operations	105.24	111.77	163.56	217.02	124.38	275.83	77.8	71.84	163.56	149.63	124.88	214.51
3	Net Profit/(Loss) for the period/year before tax (after Exceptional and/or Extraordinary items/Associates) from Continuing and Discontinuing Operations	105.24	111.77	163.56	217.02	124.38	275.83	77.8	71.84	163.56	149.63	124.88	214.51
4	Net Profit/(Loss) for the period/year after tax (after Exceptional and/or Extraordinary items/Associates) from Continuing and Discontinuing Operations	73.95	82.71	121.34	156.68	92.41	175.52	46.51	42.78	121.34	89.28	92.41	114.19
5	Total Comprehensive Income for the period/year [Comprising Profit/(Loss) for the period/year (after tax) and Other Comprehensive Income (after tax)]	73.95	82.71	121.34	156.68	92.41	175.52	46.51	42.78	121.34	89.08	92.41	114.19
6	Equity Share capital	1605.54	1605.54	1605.54	1605.54	1605.54	1605.54	1605.54	1605.54	1605.54	1605.54	1605.54	1605.54
7	Earnings Per Share (of Re: 1/- each) (for continuing and discontinued operations)- Basic & Diluted	0.05	0.05	0.76	0.11	0.58	0.11	0.03	0.03	0.76	0.06	0.58	0.07

- Notes:**
- The above is an extract of the detailed format of Quarterly Financial Results filed with the Stock Exchanges under Regulation of the SEBI (Listing and Other Disclosure Requirements) Regulations, 2015 read with SEBI circular 5th July, 2016. The full format of the Quarterly Financial Results are available on the websites of the Stock Exchange BSE Limited (www.bseindia.com) and the Company (www.growington.in).
 - The above results have been reviewed by the Audit Committee and approved by the Board of Directors at their meeting held on 14th November, 2024. The Statutory Auditors of the Company have carried out a limited review of the above results.

By order of Board of Directors
For, Growington Ventures India Limited
Sd/
Lokesh Patwa
Whole Time Director
DIN : 06456607

Place : Navi Mumbai
Date : 14/11/2024

financial.expapp.in

MAGNITE DEVELOPERS PRIVATE LIMITED

CIN No: U45309PN2022PTC207434

Regd Office: 3rd Floor, S. No.-34, Near Inorbit Mall, Wadgaon Sheri, Pune - 411014

Phone: 020-66850000 Email: secretarial@solitaire.in. Website: www.themdpi.in

Extract of Financial Results for quarter ended September 30, 2024

Sr. No.	Particulars	Quarter Ended		Year ended
		September 30, 2024 Unaudited	September 30, 2023 Unaudited	March 31, 2024 Audited
1	Total Income from Operations	-	-	-
2	Net Profit / (Loss) for the period (before Tax, Exceptional and/or Extraordinary items)	(226.10)	(264.60)	(1,009.80)
3	Net Profit / (Loss) for the period before tax (after Exceptional and/or Extraordinary items)	(226.10)	(264.60)	(1,009.80)
4	Net Profit / (Loss) for the period after tax (after Exceptional and/or Extraordinary items)	(169.19)	(198.01)	(755.65)
5	Total Comprehensive Income for the period [Comprising Profit/ (Loss) for the period (after tax) and Other Comprehensive Income (after tax)]	(169.19)	(198.01)	(755.65)
6	Paid-up Equity Share Capital	1.00	1.00	1.00
7	Reserves (excluding Revaluation Reserve)	-	-	-
8	Security Premium Account	-	-	-
9	Net worth	(2,160.95)	(1,396.09)	(1,828.03)
10	Paid up Debt Capital / Outstanding Debt	174,877.99	132,686.23	127,864.57
11	Outstanding Redeemable Preference Shares	-	-	-
12	Debt Equity Ratio	(80.93)	(95.04)	(69.95)
13	Earnings Per Share (of Rs. 10/- each) (for continuing and discontinued operations) -			
14	(a) Basic:	(1,691.90)	(1,980.10)	(7,556.50)
15	(b) Diluted:	(1,691.90)	(1,980.10)	(7,556.50)
16	Capital Redemption Reserve	-	-	-
17	Debt Service Coverage Ratio	1.01	0.55	0.58
18	Interest Service Coverage Ratio	0.87	0.86	0.86

- Notes:**
- The above Results have been reviewed by the Audit Committee and approved by the Board of Directors at their respective meetings held on 14 November, 2024.
 - The above is an extract of the detailed format of quarterly financial results filed with the BSE Limited ("Stock Exchange") under regulation 52 of the SEBI (Listing Obligations and Disclosure Requirements) Regulations, 2015. The full format of the quarterly financial results is available on the websites of the Stock Exchange i.e. www.bseindia.com and on the website of the Company at www.themdpi.in.
 - For the other line items referred in regulation 52(4) of the SEBI (Listing Obligations and Disclosure Requirements) Regulations, 2015, pertinent disclosures have been made to the Stock Exchange i.e. BSE Limited and can be accessed on the website at www.bseindia.com and on the website of the Company at www.themdpi.in.
 - This extract of Financial Results has been prepared in accordance with the requirement of Regulation 52 of SEBI Listing Regulations, read with Chapter 1 of Operational Circular bearing reference no. SEBI/HO/ODHS/DHS/Div1/PC/2022/000000103 dated July 29, 2022 ("Circular").

For Magnite Developers Private Limited
Sd/-
Bhushan Vilaskumar Palresha
Director
DIN: 1258918

Date: November 14, 2024
Place: Pune



ANANYA FINANCE FOR INCLUSIVE

GROWTH PRIVATE LIMITED

Regd. Office: 903, 9th Floor, Sakar IX, B/s. Old RBI, Ashram Road, Ahmedabad - 380009

Statement of Un-Audited Financial Results for the quarter ended 30th September, 2024

Sr. No	Particulars	Standalone		Consolidated
		Quarter Ended	Previous Year Ended	
		30-09-2024	30-09-2023	31-03-2024
1.	Total Income from operations	2,617.01	1,959.27	8,266.85
2.	Net Profit / (Loss) for the period (before Tax, Exceptional and/or Extraordinary items)	(156.39)	67.81	111.1

[illegible]

MOHIT INDUSTRIES LIMITED													
(CIN NO. L17119GJ1991PLC015074)													
REGD. OFF.: Office No. 908, 9th Floor, Rajhans Montessa, Dumas Road, Magdalla, Choryasi, Surat - 395 007 (GUJARAT).													
Ph.: 0261-2463262 / 63 Email : contact@mohitindustries.com Website : www.mohitindustries.com													
EXTRACT OF UNAUDITED STANDALONE AND CONSOLIDATED FINANCIAL RESULTS FOR THE QUARTER AND HALF YEAR ENDED 30TH SEPTEMBER, 2024													
PARTICULARS	STANDALONE					CONSOLIDATED							
	Quarter Ended 30/09/2024	Quarter Ended 30/06/2024	Quarter Ended 30/09/2023	Half Year Ended 30/09/2024	Half Year Ended 30/09/2023	Quarter Ended 30/09/2024	Quarter Ended 30/09/2024	Quarter Ended 30/09/2023	Half Year Ended 30/09/2024	Half Year Ended 30/09/2023	Year Ended 31/03/2024	Year Ended 31/03/2024	Year Ended 31/03/2024
	(Unaudited)	(Unaudited)	(Unaudited)	(Unaudited)	(Unaudited)	(Unaudited)	(Unaudited)	(Unaudited)	(Unaudited)	(Unaudited)	(Unaudited)	(Unaudited)	(Audited)
	(Rs.)	(Rs.)	(Rs.)	(Rs.)	(Rs.)	(Rs.)	(Rs.)	(Rs.)	(Rs.)	(Rs.)	(Rs.)	(Rs.)	(Rs.)
Total Income	2,660.24	2,128.63	3,897.36	4,788.87	7,591.70	13,290.50	2,660.24	2,128.63	3,897.36	4,788.87	7,591.70	13,290.50	
Net Profit / (Loss) for the period (before Tax, Exceptional and / or Extraordinary items)	(120.43)	(43.03)	(123.01)	(163.47)	(202.12)	(256.61)	(119.90)	(43.21)	(123.01)	(163.11)	(202.12)	(256.44)	
Net Profit / (Loss) for the period before tax (after Exceptional and / or Extraordinary items)	(120.43)	(43.03)	(123.01)	(163.47)	(202.12)	(256.61)	(119.90)	(43.21)	(123.01)	(163.11)	(202.12)	(256.44)	
Net Profit / (Loss) for the period after tax (after Exceptional and / or Extraordinary items)	(102.92)	(40.32)	(94.90)	(143.24)	(161.39)	(193.09)	(102.39)	(40.50)	(94.90)	(142.89)	(161.39)	(192.96)	
Total Comprehensive Income for the period [Comprising Profit / (Loss) for the period (after tax) and Other Comprehensive Income (after tax)]	65.27	257.85	(51.16)	323.12	301.32	652.23	1,280.40	2,765.89	378.00	4,046.29	4,007.44	9,440.62	
Paid up Equity Share Capital			1415.76						1415.76				
Reserves (excluding Revaluation Reserve) as shown in the Audited Balance sheet	-----	-----	-----	-----	-----	3,082.78	-----	-----	-----	-----	-----	25,898.53	
Earning Per Share (Face value of Rs. 10/- each) (for continuing and discontinued operations)													
(a) Basic (in Rs.):	(0.73)	(0.28)	(0.67)	(1.01)	(1.14)	(1.36)	(0.72)	(0.29)	(0.68)	(1.01)	(1.14)	(1.35)	
(b) Diluted (in Rs.):	(0.73)	(0.28)	(0.67)	(1.01)	(1.14)	(1.36)	(0.72)	(0.29)	(0.68)	(1.01)	(1.14)	(1.35)	
Note:													
1. The above results have been reviewed by the Audit Committee and approved by the Board of Directors at their meetings held on Thursday, 14th November, 2024.													
2. The above is an extract of the detailed format of Unaudited Financial Results for the Quarter and Half Year ended 30th September, 2024, filed with the Stock Exchanges under Regulation 33 of the SEBI (Listing Obligations and Disclosure Requirements) Regulations, 2015. The detailed results are available on the Stock Exchange website i.e. www.bseindia.com and www.nseindia.com and on the Company's website i.e. www.mohitindustries.com.													
3. Previous year's / period's figures have been re-grouped / re-classified / re-casted wherever necessary to confirm to classification of current year / period.													
For MOHIT INDUSTRIES LIMITED													
Sd/-													
NARAYAN SITARAM SABOO													
MANAGING DIRECTOR & CFO													
(DIN : 00223324)													
Place : Surat													
Date : 14/11/2024													

LOGIX BUILDTECH PRIVATE LIMITED									
Reg. Office-D- 5, Ground Floor, Anand Vihar, East Delhi, Delhi, India, 110092									
Corporate Identification Number:-U70200DL2010PTC00042									
E-mail:cs@bhutanigroup.com									
ANNEXURE I									
(Regulation 52(8), read with Regulation 52(4), of the SEBI (LODR) Regulations, 2015									
Extract of Unaudited Standalone Financial Results for the quarter and six months ended September 30, 2024									
(All amounts in INR lakhs, unless otherwise stated)									
S.No	Particulars	Quarter Ended			Half Year Ended			Year Ended	
		30.09.2024	30.06.2024	30.09.2023	30.09.2024	30.09.2023	31.03.2024		
		Unaudited	Unaudited	Unaudited	Unaudited	Unaudited	Audited		
1	Total Income from Operations	2,208.55	2,377.83	2,451.92	4,586.38	4,826.33	9,855.20		
2	Loss before tax, exceptional items	(3,490.47)	(3,304.83)	(3,251.01)	(6,795.30)	(6,639.12)	(12,795.37)		
3	Loss before tax & after exceptional items	(3,490.47)	(3,304.83)	(3,251.01)	(6,795.30)	(6,639.12)	(12,795.37)		
4	Loss after tax, exceptional items	(2,942.10)	(2,804.80)	(2,420.50)	(5,746.90)	(4,927.69)	(9,515.68)		
5	Total comprehensive income/(loss) for the period/year (net of tax)	(2,939.70)	(2,802.40)	(2,420.30)	(5,742.10)	(4,927.30)	(9,506.09)		
6	Paid up Equity Share Capital	2,054.75	2,054.75	2,054.75	2,054.75	2,054.75	2,054.75		
7	Reserves (excluding Revaluation Reserve)	(9,173.52)	(6,233.82)	1,147.37	(9,173.52)	1,147.37	(3,431.42)		
8	Net Worth	(7,118.77)	(4,179.07)	3,202.12	(7,118.77)	3,202.12	(1,376.67)		
9	Paid up Debt Capital/Outstanding Debt	1,16,190.00	1,16,190.00	1,17,450.00	1,16,190.00	1,17,450.00	1,16,190.00		
10	Outstanding Redeemable Preference Shares	-	-	-	-	-	-		
11	Debt Equity Ratio	(16.32)	(27.80)	36.68	(16.32)	36.68	(84.40)		
12	Earnings per equity share								
	(i) Basic (in INR)	(14.32)	(13.65)	(11.78)	(27.97)	(23.98)	(46.31)		
	(ii) Diluted (in INR)	(14.32)	(13.65)	(11.78)	(27.97)	(23.98)	(46.31)		
13	Capital Redemption Reserve	-	-	-	-	-	-		
14	Debtenture Redemption Reserve	-	-	-	-	-	-		
15	Debt Service Coverage Ratio	0.22	0.25	0.26	0.23	0.25	0.26		
16	Interest Service Coverage Ratio	0.22	0.25	0.28	0.23	0.26	0.28		

Notes:

a) The above is an extract of the detailed format of annual financial results filed with the Stock exchange under Regulation 52 of the SEBI (Listing Obligations and Disclosure Requirements) Regulations, 2015. The full format of the annual financial results are available on the website of the Stock Exchange (www.bseindia.com) and the listed entity (www.bhutangroup.com).

b) For the items referred in Regulation 52(4) of the SEBI (Listing Obligations and Disclosure Requirements) Regulations, 2015, the pertinent disclosures have been made to the Stock exchange (BSE India) and can be accessed on the URL (www.bseindia.com) and website (www.bhutangroup.com)

For and on behalf of the Board of Directors

Sd/-

Prem Bhutani

Director

DIN: 00809853

Place: Noida

Date: November 14, 2024

JINDAL POLY FILMS LIMITED

CIN :- L17111UP1974PLC003979

Regd. Office : 19th K.M., Hapur Bulandshahr Road, P.O. Gulaothi, Bulandshahr (U.P.)-245408

Corporate. Office : Plot No. 87, Sector-32, Institutional Area Gurugram, Haryana - 122001

Unaudited Financial Results For the Quarter and Six Months Ended 30th September 2024

Rs in Lakhs except EPS						Rs in Lakhs except EPS						
Consolidated						Particulars	Standalone					
Quarter Ended			Half Year Ended		Year Ended		Quarter Ended		Half Year Ended	Year Ended		
Sep	June	Sep	Sep	Sep	Mar		Sep	June	Sep	Sep	Sep	Mar
30, 2024	30, 2024	30, 2023	30, 2024	30, 2023	31, 2024		30, 2024	30, 2024	30, 2023	30, 2024	30, 2023	31, 2024
(Unaudited)	(Unaudited)	(Unaudited)	(Unaudited)	(Unaudited)	(Audited)		(Unaudited)	(Unaudited)	(Unaudited)	(Unaudited)	(Unaudited)	(Audited)
1,31,096.57	1,23,307.85	1,03,353.60	2,54,404.42	1,86,524.79	3,92,556.97	Total Income from Operations:	17,639.50	13,432.55	14,897.75	31,072.05	25,432.99	54,317.03
13,653.89	9,810.04	2,377.44	23,463.93	15,659.35	9,156.85	Net Profit for the period (before Tax, Exceptional and/or Extraordinary items)	23,575.02	12,749.77	8,598.34	36,324.79	26,099.72	41,395.17
13,653.89	23,460.92	2,309.19	37,114.81	15,578.26	9,094.45	Net Profit / (Loss) for the period before Tax (after Exceptional and/or Extraordinary items) and before non-controlling interest and share of profit from associate, attributable to Equity Holders of the parent	23,575.02	26,400.65	8,598.34	49,975.67	26,099.72	41,395.17
11,680.59	16,808.69	1,217.21	28,468.28	10,979.58	7,149.67	Net Profit / (Loss) for the period after Tax, non-controlling interest and share of profit from associate, attributable to Equity Holders of the parent	18,483.16	19,698.70	6,404.48	38,181.86	19,373.76	31,200.45
12,784.10	17,144.92	612.41	29,929.02	10,402.39	6,736.77	Total Comprehensive Income for the period (Comprising Profit / (Loss) for the period (after Tax) and Other Comprehensive Income (after Tax) attributable to Equity Holders of the parent	18,499.83	19,698.70	6,432.68	38,198.53	19,401.96	31,215.75
4,378.64	4,378.64	4,378.64	4,378.64	4,378.64	4,378.64	Paid up Equity Share Capital (Face Value of Rs 10/- each)	4,378.64	4,378.64	4,378.64	4,378.64	4,378.64	4,378.64
-	-	-	-	-	3,95,066.79	Other Equity (excluding revaluation reserve)	-	-	-	-	-	5,74,296.23
26.63	38.39	2.78	65.02	25.08	16.33	Earnings Per Share (Basic & Diluted)	42.21	44.99	14.63	87.20	44.25	71.25

Notes

The above Financial Results were reviewed by the Audit Committee and taken on record at the meeting of the Board of Directors at their respective meetings held on November 14, 2024 and limited review of these results has been carried out by the Statutory Auditors of the Company.

Financial Results has been prepared in accordance with the Indian Accounting Standards ("IndAS") prescribed under section 133 of the Companies Act 2013 read with the relevant rules issued thereunder.

Figures for the previous periods have been regrouped / rearranged, wherever considered necessary, to conform current period classifications.

The above financial results is an extract of the detailed Standalone and Consolidated Financial Results filed with the Stock Exchanges under Regulation 33 of the SEBI (Listing Obligations and Disclosure Requirements) Regulations, 2015. The full financial results in the prescribed format are available on the Stock Exchange websites (www.bseindia.com and www.nseindia.com) and also on the Company's website at www.jindalpoly.com.

By Order of the Board For
Jindal Poly Films Limited
Sd/-
Vijender Kumar Singhal
(Whole Time Director)
DIN - 0973650

Place : Gurugram
Date : 14.11.2024

MOHIT INDUSTRIES LIMITED

(CIN NO. L17119GJ1991PLC015074)

REGD. OFF.: Office No. 908, 9th Floor, Rajhans Montessa, Dumas Road, Magdalla, Choryasi, Surat - 395 007 (GUJARAT).
Ph.: 0261-2463262 / 63 Email : contact@mohitindustries.com Website : www.mohitindustries.com

EXTRACT OF UNAUDITED STANDALONE AND CONSOLIDATED FINANCIAL RESULTS FOR THE QUARTER AND HALF YEAR ENDED 30TH SEPTEMBER, 2024

PARTICULARS	STANDALONE						CONSOLIDATED					
	Quarter Ended	Quarter Ended	Quarter Ended	Half Year Ended	Half Year Ended	Year Ended	Quarter Ended	Quarter Ended	Quarter Ended	Half Year Ended	Half Year Ended	Year Ended
	30/09/2024	30/06/2024	30/09/2023	30/09/2024	30/09/2023	31/03/2024	30/09/2024	30/06/2024	30/09/2023	30/09/2024	30/09/2023	31/03/2024
	(Unaudited)	(Unaudited)	(Unaudited)	(Unaudited)	(Unaudited)	(Audited)	(Unaudited)	(Unaudited)	(Unaudited)	(Unaudited)	(Unaudited)	(Audited)
Total Income	2,660.24	2,128.63	3,897.36	4,788.87	7,591.70	13,290.50	2,660.24	2,128.63	3,897.36	4,788.87	7,591.70	13,290.50
Net Profit / (Loss) for the period (before Tax, Exceptional and / or Extraordinary items)	(120.43)	(43.03)	(123.01)	(163.47)	(202.12)	(256.61)	(119.90)	(43.21)	(123.01)	(163.11)	(202.12)	(256.44)
Net Profit / (Loss) for the period before tax (after Exceptional and / or Extraordinary items)	(120.43)	(43.03)	(123.01)	(163.47)	(202.12)	(256.61)	(119.90)	(43.21)	(123.01)	(163.11)	(202.12)	(256.44)
Net Profit / (Loss) for the period after tax (after Exceptional and / or Extraordinary items)	(102.92)	(40.32)	(94.90)	(143.24)	(161.39)	(193.09)	(102.39)	(40.50)	(94.90)	(142.89)	(161.39)	(192.96)
Total Comprehensive Income for the period [Comprising Profit / (Loss) for the period (after tax) and Other Comprehensive Income (after tax)]	65.27	257.85	(51.16)	323.12	301.32	652.23	1,280.40	2,765.89	378.00	4,046.29	4,007.44	9,440.62
Paid up Equity Share Capital			1415.76						1415.76			
Reserves (excluding Revaluation Reserve) as shown in the Audited Balance sheet	-----	-----	-----	-----	-----	3,082.78	-----	-----	-----	-----	-----	25,898.53
Earning Per Share (Face value of Rs. 10/- each) (for continuing and discontinued operations)												
(a) Basic (in Rs.):	(0.73)	(0.28)	(0.67)	(1.01)	(1.14)	(1.36)	(0.72)	(0.29)	(0.68)	(1.01)	(1.14)	(1.35)
(b) Diluted (in Rs.):	(0.73)	(0.28)	(0.67)	(1.01)	(1.14)	(1.36)	(0.72)	(0.29)	(0.68)	(1.01)	(1.14)	(1.35)

- Note:**
- The above results have been reviewed by the Audit Committee and approved by the Board of Directors at their meetings held on Thursday, 14th November, 2024.
 - The above is an extract of the detailed format of Unaudited Financial Results for the Quarter and Half Year ended 30th September, 2024, filed with the Stock Exchanges under Regulation 33 of the SEBI (Listing Obligations and Disclosure Requirements) Regulations, 2015. The detailed results is available on the Stock Exchange website i.e. www.bseindia.com and www.nseindia.com and on the Company's website i.e. www.mohitindustries.com.
 - Previous year's / period's figures have been re-grouped / re-classified / re-casted wherever necessary to confirm to classification of current year / period.

For MOHIT INDUSTRIES LIMITED
Sd/-
NARAYAN SITARAM SABOO
MANAGING DIRECTOR & CFO
(DIN : 00223324)

Place : Surat
Date : 14/11/2024

LOGIX BUILDTECH PRIVATE LIMITED

Reg. Office-D- 5, Ground Floor, Anand Vihar, East Delhi, Delhi, India, 110092
Corporate Identification Number:-U70200DL2010PTC00042
E-mail: cs@bhutangroup.com

(Regulation 52(8), read with Regulation 52(4), of the SEBI (LODR) Regulations, 2015

Extract of Unaudited Standalone Financial Results for the quarter and six months ended September 30, 2024


S.No	Particulars	(All amounts in INR lakhs, unless otherwise stated)					
		Quarter Ended		Half Year Ended		Year Ended	
		30.09.2024	30.06.2024	30.09.2023	30.09.2024	30.09.2023	31.03.2024
		Unaudited	Unaudited	Unaudited	Unaudited	Unaudited	Audited
1	Total Income from Operations	2,208.55	2,377.83	2,451.92	4,586.38	4,826.33	9,855.20
2	Loss before tax, exceptional items	(3,490.47)	(3,304.83)	(3,251.01)	(6,795.30)	(6,639.12)	(12,795.37)
3	Loss before tax & after exceptional items	(3,490.47)	(3,304.83)	(3,251.01)	(6,795.30)	(6,639.12)	(12,795.37)
4	Loss after tax, exceptional items	(2,942.10)	(2,804.80)	(2,420.50)	(5,746.90)	(4,927.69)	(9,515.68)
5	Total comprehensive income/(loss) for the period/year (net of tax)	(2,939.70)	(2,802.40)	(2,420.30)	(5,742.10)	(4,927.30)	(9,506.09)
6	Paid up Equity Share Capital	2,054.75	2,054.75	2,054.75	2,054.75	2,054.75	2,054.75
7	Reserves (excluding Revaluation Reserve)	(9,173.52)	(6,233.82)	1,147.37	(9,173.52)	1,147.37	(3,431.42)
8	Net Worth	(7,118.77)	(4,179.07)	3,202.12	(7,118.77)	3,202.12	(1,376.67)
9	Paid up Debt Capital/Outstanding Debt	1,16,190.00	1,16,190.00	1,17,450.00	1,16,190.00	1,17,450.00	1,16,190.00
10	Outstanding Redeemable Preference Shares						
11	Debt Equity Ratio	(16.32)	(27.80)	36.68	(16.32)	36.68	(84.40)
12	Earnings per equity share						
13	(i) Basic (in INR)	(14.32)	(13.65)	(11.78)	(27.97)	(23.98)	(46.31)
14	(ii) Diluted (in INR)	(14.32)	(13.65)	(11.78)	(27.97)	(23.98)	(46.31)
15	Capital Redemption Reserve	-	-	-	-	-	-
16	Debt Service Coverage Ratio	0.22	0.25	0.26	0.23	0.25	0.26
17	Interest Service Coverage Ratio	0.22	0.25	0.28	0.23	0.26	0.28


- Notes:**
- The above is an extract of the detailed format of annual financial results filed with the Stock exchange under Regulation 52 of the SEBI (Listing Obligations and Disclosure Requirements) Regulations, 2015. The full format of the annual financial results are available on the website of the Stock Exchange (www.bseindia.com) and the listed entity (www.bhutangroup.com).
 - For the items referred in Regulation 52(4) of the SEBI (Listing Obligations and Disclosure Requirements) Regulations, 2015, the pertinent disclosures have been made to the Stock exchange (BSE India) and can be accessed on the URL (www.bseindia.com) and website (www.bhutangroup.com).

For and on behalf of the Board of Directors
Sd/-
Prem Bhutani
Director
DIN: 00809853

Place: Noida

Date: November 14, 2024

		<h1>JINDAL POLY FILMS LIMITED</h1>											
		CIN :- L17111UP1974PLC003979											
		Regd. Office : 19th K.M., Hapur Bulandshahr Road, P.O. Gulaothi, Bulandshahr (U.P.)-245408											
		Corporate. Office : Plot No. 87, Sector-32, Institutional Area Gurugram, Haryana - 122001											
<h2>Unaudited Financial Results For the Quarter and Six Months Ended 30th September 2024</h2>													
Rs in Lakhs except EPS													
Consolidated						Standalone							
Quarter Ended			Half Year Ended			Particulars	Quarter Ended			Half Year Ended			
Sep	June		Sep	Sep	Mar		Sep	June	Sep	Sep	Sep	Mar	
30, 2024	30, 2024		30, 2023	30, 2024	30, 2023		30, 2024	30, 2024	30, 2023	30, 2024	30, 2023	31, 2024	
(Unaudited)	(Unaudited)		(Unaudited)	(Unaudited)	(Unaudited)		(Unaudited)	(Unaudited)	(Unaudited)	(Unaudited)	(Unaudited)	(Audited)	
1,31,096.57	1,23,307.85		1,03,353.60	2,54,404.42	1,86,524.79	3,92,556.97	Total Income from Operations:	17,639.50	13,432.55	14,897.75	31,072.05	25,432.99	54,317.00
13,653.89	9,810.04		2,377.44	23,463.93	15,659.35	9,156.85	Net Profit for the period (before Tax, Exceptional and/or Extraordinary items)	23,575.02	12,749.77	8,598.34	36,324.79	26,099.72	41,395.50
13,653.89	23,460.92		2,309.19	37,114.81	15,578.26	9,094.45	Net Profit/ (Loss) for the period before Tax (after Exceptional and/or Extraordinary items) and before non-controlling interest and share of profit from associate, attributable to Equity Holders of the parent	23,575.02	26,400.65	8,598.34	49,975.67	26,099.72	41,395.50
11,660.59	16,808.69		1,217.21	28,468.28	10,979.58	7,149.67	Net Profit / (Loss) for the period after Tax, non-controlling interest and share of profit from associate, attributable to Equity Holders of the parent	18,483.16	19,698.70	6,404.48	38,181.86	19,373.76	31,200.00
12,784.10	17,144.92		612.41	29,929.02	10,402.39	6,736.77	Total Comprehensive Income for the period (Comprising Profit / (Loss) for the period (after Tax) and Other Comprehensive Income (after Tax)) attributable to Equity Holders of the parent	18,499.83	19,698.70	6,432.68	38,198.53	19,401.96	31,215.00
4,378.64	4,378.64		4,378.64	4,378.64	4,378.64	4,378.64	Paid up Equity Share Capital (Face Value of Rs 10/- each)	4,378.64	4,378.64	4,378.64	4,378.64	4,378.64	4,378.64
-	-		-	-	-	3,95,066.79	Other Equity (excluding revaluation reserve)	-	-	-	-	-	5,74,296.00
26.63	38.39		2.78	65.02	25.08	16.33	Earnings Per Share (Basic & Diluted)	42.21	44.99	14.63	87.20	44.25	71.00
Notes													
The above Financial Results were reviewed by the Audit Committee and taken on record at the meeting of the Board of Directors at their respective meetings held on November 14, 2024 and limited review of these results has been carried out by the Statutory Auditors of the Company.													
Financial Results has been prepared in accordance with the Indian Accounting Standards ("Ind AS") prescribed under section 133 of the Companies Act 2013 read with the relevant rules issued thereunder.													
Figures for the previous periods have been regrouped / rearranged, wherever considered necessary, to conform current period classifications.													
The above financial results is an extract of the detailed Standalone and Consolidated Financial Results filed with the Stock Exchanges under Regulation 33 of the SEBI (Listing Obligations and Disclosure Requirements) Regulations, 2015. The full financial results in the prescribed format are available on the Stock Exchange websites (www.bseindia.com) and (www.nseindia.com) and also on the Company's website at www.jindalpoly.com .													
<div>By Order of the Board For Jindal Poly Films Limited Sd/- Vijender Kumar Singhal (Whole Time Director) DIN - 09763670</div>													
Place : Gurugram Date : 14.11.2024													



GROWINGTON

VENTURES INDIA LIMITED

ESTD 2010

CIN NO. - L63090MH2010PLC363537

Reg office: Shiv Chamber, 4th Floor , Plot No 21, Sector 11, CBD Belapur, Navi Mumbai -400614, Maharashtra

Tel No.: +91 22 49736901 Email Id: growingtons@gmail.com Website : www.growington.in

Statement of standalone and Consolidated Un-audited Financial results for the Quarter and year Ended 30th September, 2024

(Rs. in Lakhs)

Sr. No.	Particulars	Standalone						Consolidated		
		Quarter Ended			Half Year Ended		Year Ended	Quarter Ended		
		30.09.2024	30.06.2024	30.09.2023	30.09.2024	30.09.2023	31.03.2024	30.09.2024	30.06.2024	30.09.2023
		Un Audited	Un Audited	Un Audited	Un Audited	Un Audited	Audited	Un Audited	Un Audited	Un Audited
1	Total Income from Operations from Continuing Operations	565.63	661.64	837.26	1227.28	1097.77	3108.57	590.56	722.77	837.26
2	Net Profit/(Loss) for the period/year (before Tax, Exceptional and/or Extraordinary items) from Continuing and Discontinuing Operations	105.24	111.77	163.56	217.02	124.38	275.83	77.8	71.84	163.56
3	Net Profit/(Loss) for the period/year before tax (after Exceptional and/or Extraordinary items/Associates) from Continuing and Discontinuing Operations	105.24	111.77	163.56	217.02	124.38	275.83	77.8	71.84	163.56
4	Net Profit/(Loss) for the period/year after tax (after Exceptional and/or Extraordinary items/Associates) from Continuing and Discontinuing Operations	73.95	82.71	121.34	156.68	92.41	175.52	46.51	42.78	121.34
5	Total Comprehensive Income for the period/year [Comprising Profit/(Loss) for the period/year (after tax) and Other Comprehensive Income (after tax)]	73.95	82.71	121.34	156.68	92.41	175.52	46.31	42.78	121.34
6	Equity Share capital	1605.54	1605.54	1605.54	1605.54	1605.54	1605.54	1605.54	1605.54	1605.54
7	Earnings Per Share (of Re. 1/- each) (for continuing and discontinued operations)- Basic & Diluted	0.05	0.05	0.76	0.1	0.58	0.11	0.03	0.03	0.76
Notes:										
1. The above is an extract of the detailed format of Quarterly Financial Results filed with the Stock Exchanges under Regulation of the SEBI(Listing and Other Disclosure Requirements) Regulations, 2015 read with SEBI circular 5th July,2016. The full format of the Quarterly Financial Results are available on the websites of the Stock Exchange BSE Limited (www.bseindia.com) and the Company (www.growington.in)										
2. The above results have been reviewed by the Audit Committee and approved by the Board of Directors at their meeting held on 14th November, 2024. The Statutory Auditors of the Company have carried out a limited review of the above results.										
<div> <div>By order of Board of Directors For, Growington Ventures India Limited</div> <div>Sd/</div> <div>Lokesh Patwa</div> <div>Whole Time Director</div> <div>DIN : 06456607</div> </div>										
<div> <div>Place : Navi Mumbai</div> <div>Date : 14/11/2024</div> </div>										

MAGNITE DEVELOPERS PRIVATE LIMITED				
CIN No: U45309PN2022PTC207434				
Regd Office: 3rd Floor, S. No.-34, Near Inorbit Mall, Wadgaon Sheri, Pune - 411014				
Phone: 020-66850000 Email: secretarial@solitaire.in Website: www.themdpi.in				
Extract of Financial Results for quarter ended September 30, 2024				
Sr. No.	Particulars	Quarter Ended		(Rs. in Lakhs)
		September 30, 2024 Unaudited	September 30, 2023 Unaudited	Year ended March 31, 2024 Audited
1	Total Income from Operations	-	-	-
2	Net Profit / (Loss) for the period (before Tax, Exceptional and/or Extraordinary Items)	(226.10)	(264.60)	(1,009.80)
3	Net Profit / (Loss) for the period before tax (after Exceptional and/or Extraordinary Items)	(226.10)	(264.60)	(1,009.80)
4	Net Profit / (Loss) for the period after tax (after Exceptional and/or Extraordinary Items)	(169.19)	(198.01)	(755.65)
5	Total Comprehensive Income for the period [Comprising Profit / (Loss) for the period (after tax) and Other Comprehensive Income (after tax)]	(169.19)	(198.01)	(755.65)
6	Paid-up Equity Share Capital	1.00	1.00	1.00
7	Reserves (excluding Revaluation Reserve)	-	-	-
8	Security Premium Account	-	-	-
9	Net worth	(2,160.95)	(1,396.09)	(1,828.03)
10	Paid up Debt Capital / Outstanding Debt	174,877.89	132,686.23	127,864.57
11	Outstanding Redeemable Preference Shares	-	-	-
12	Debt Equity Ratio	(80.93)	(95.04)	(69.95)
13	Earnings Per Share (of Rs. 10/- each) (for continuing and discontinued operations) -			
	(a) Basic	(1,691.90)	(1,980.10)	(7,556.50)
	(b) Diluted	(1,691.90)	(1,980.10)	(7,556.50)
14	Capital Redemption Reserve	-	-	-
15	Debtenture Redemption Reserve	-	-	-
16	Debt Service Coverage Ratio	1.01	0.55	0.58
17	Interest Service Coverage Ratio	0.97	0.96	0.96

Notes:

1 The above results have been reviewed by the Audit Committee and approved by the Board of Directors at their respective meetings held on 14 November, 2024.

2 The above is an extract of the detailed format of quarterly financial results filed with the BSE Limited ("Stock Exchange") under regulation 52 of the SEBI (Listing Obligations and Disclosure Requirements) Regulations, 2015. The full format of the quarterly financial results is available on the websites of the Stock Exchange i.e. www.bseindia.com and on the website of the Company at www.themdpi.in.

3 For the other financial items referred in regulation 52(4) of the SEBI (Listing Obligations and Disclosure Requirements) Regulations, 2015, pertinent disclosures have been made to the Stock Exchange i.e. BSE Limited and can be accessed on the website at www.bseindia.com and on the website of the Company at www.themdpi.in.

4 This extract of Financial Results has been prepared in accordance with the requirement of Regulation 52 of SEBI Listing Regulations, read with Chapter 1 of Operational Circular bearing reference No. SEBI/HO/DDHS/DDHS_Div1/PCR/2020/000000000103 dated July 29, 2022 ("Circular").

For Magnite Developers Private Limited

Sd/-
Bhushan Vilaskumar Palresha
Director
DIN: 1258918

Date: November 14, 2024
Place: Pune

MOHIT INDUSTRIES LIMITED

(CIN NO. L17119GJ1991PLC015074)

REGD. OFF.: Office No. 908, 9th Floor, Rajhans Montessa, Dumas Road, Magdalla, Choryasi, Surat - 395 007 (GUJARAT).

Ph.: 0261-2463262 / 63 Email : contact@mohitindustries.com Website : www.mohitindustries.com

EXTRACT OF UNAUDITED STANDALONE AND CONSOLIDATED FINANCIAL RESULTS FOR THE QUARTER AND HALF YEAR ENDED 30TH SEPTEMBER, 2024

PARTICULARS	STANDALONE						CONSOLIDATED					
	Quarter Ended	Quarter Ended	Quarter Ended	Half Year Ended	Half Year Ended	Year Ended	Quarter Ended	Quarter Ended	Quarter Ended	Half Year Ended	Half Year Ended	Year Ended
	30/09/2024	30/06/2024	30/09/2023	30/09/2024	30/09/2023	31/03/2024	30/09/2024	30/06/2024	30/09/2023	30/09/2024	30/09/2023	31/03/2024
	(Unaudited)	(Unaudited)	(Unaudited)	(Unaudited)	(Unaudited)	(Audited)	(Unaudited)	(Unaudited)	(Unaudited)	(Unaudited)	(Unaudited)	(Audited)
Total Income	2,660.24	2,128.63	3,897.36	4,788.87	7,591.70	13,290.50	2,660.24	2,128.63	3,897.36	4,788.87	7,591.70	13,290.50
Net Profit / (Loss) for the period (before Tax, Exceptional and / or Extraordinary items)	(120.43)	(43.03)	(123.01)	(163.47)	(202.12)	(256.61)	(119.90)	(43.21)	(123.01)	(163.11)	(202.12)	(256.44)
Net Profit / (Loss) for the period before tax (after Exceptional and / or Extraordinary items)	(120.43)	(43.03)	(123.01)	(163.47)	(202.12)	(256.61)	(119.90)	(43.21)	(123.01)	(163.11)	(202.12)	(256.44)
Net Profit / (Loss) for the period after tax (after Exceptional and / or Extraordinary items)	(102.92)	(40.32)	(94.90)	(143.24)	(161.39)	(193.09)	(102.39)	(40.50)	(94.90)	(142.89)	(161.39)	(192.96)
Total Comprehensive Income for the period [Comprising Profit / (Loss) for the period (after tax) and Other Comprehensive Income (after tax)]	65.27	257.85	(51.16)	323.12	301.32	652.23	1,280.40	2,765.89	378.00	4,046.29	4,007.44	9,440.62
Paid up Equity Share Capital			1415.76						1415.76			
Reserves (excluding Revaluation Reserve) as shown in the Audited Balance sheet						3,082.78						25,898.53
Earning Per Share (Face value of Rs. 10/- each) (for continuing and discontinued operations)												
(a) Basic (in Rs.) :	(0.73)	(0.28)	(0.67)	(1.01)	(1.14)	(1.36)	(0.72)	(0.29)	(0.68)	(1.01)	(1.14)	(1.35)
(b) Diluted (in Rs.) :	(0.73)	(0.28)	(0.67)	(1.01)	(1.14)	(1.36)	(0.72)	(0.29)	(0.68)	(1.01)	(1.14)	(1.35)

- Notes :**
- The above results have been reviewed by the Audit Committee and approved by the Board of Directors at their meetings held on Thursday, 14th November, 2024.
 - The above is an extract of the detailed format of Unaudited Financial Results for the Quarter and Half Year ended 30th September, 2024, filed with stock Exchanges under Regulation 33 of the SEBI (Listing Obligations and Disclosure Requirements) Regulations, 2015. The detailed results is available on the Stock Exchange website i.e www.bseindia.com and www.nseindia.com and on the Company's website i.e www.mohitindustries.com.
 - Previous year's / period's figures have been re-grouped / re-classified / re-casted wherever necessary to confirm to classification of current year / period.

For MOHIT INDUSTRIES LIMITED
Sd/-
NARAYAN SITARAM SABOO
MANAGING DIRECTOR & CFO
(DIN : 00223324)

Place : Surat
Date : 14/11/2024

LOGIX BUILDTECH PRIVATE LIMITED

Reg. Office-D-5, Ground Floor, Anand Vihar, East Delhi, Delhi, India, 110092

Corporate Identification Number: U70200DL2010PTC200042

E-mail: info@bhtanigroup.com

ANNEXURE I

(Regulation 52(8), read with Regulation 52(4), of the SEBI (LODR) Regulations, 2015

Extract of Unaudited Standalone Financial Results for the quarter and six months ended September 30, 2024

S.No	Particulars	(All amounts in INR Lakhs, unless otherwise stated)					
		Quarter Ended		Half Year Ended		Year Ended	
		30.09.2024	30.06.2024	30.09.2023	30.09.2024	30.09.2023	31.03.2024
		Unaudited	Unaudited	Unaudited	Unaudited	Unaudited	Audited
1	Total Income from Operations	2,208.55	2,377.83	2,451.92	4,586.38	4,826.33	9,855.20
2	Loss before tax, exceptional items	(3,490.47)	(3,304.83)	(3,251.01)	(6,795.30)	(6,639.12)	(12,795.37)
3	Loss before tax & after exceptional items	(3,490.47)	(3,304.83)	(3,251.01)	(6,795.30)	(6,639.12)	(12,795.37)
4	Loss after tax, exceptional items	(2,942.10)	(2,804.80)	(2,420.50)	(5,746.90)	(4,927.69)	(9,515.68)
5	Total comprehensive income/(loss) for the period/year (net of tax)	(2,939.70)	(2,802.40)	(2,420.30)	(5,742.10)	(4,927.30)	(9,506.09)
6	Paid up Equity Share Capital	2,054.75	2,054.75	2,054.75	2,054.75	2,054.75	2,054.75
7	Reserves (excluding Revaluation Reserve)	(9,173.52)	(6,233.82)	1,147.37	(9,173.52)	1,147.37	(3,431.42)
8	Net Worth	(7,118.77)	(4,179.07)	3,202.12	(7,118.77)	3,202.12	(1,376.67)
9	Paid up Debt Capital/Outstanding Debt	1,16,190.00	1,16,190.00	1,17,450.00	1,16,190.00	1,17,450.00	1,16,190.00
10	Outstanding Redeemable Preference Shares						
11	Debt Equity Ratio	(16.32)	(27.80)	36.68	(16.32)	36.68	(84.40)
12	Earnings per equity share						
13	(i) Basic (in INR)	(14.32)	(13.65)	(11.78)	(27.97)	(23.98)	(46.31)
14	(ii) Diluted (in INR)	(14.32)	(13.65)	(11.78)	(27.97)	(23.98)	(46.31)
15	Capital Redemption Reserve	-	-	-	-	-	-
16	Debt Service Coverage Ratio	0.22	0.25	0.26	0.23	0.25	0.26
17	Interest Service Coverage Ratio	0.22	0.25	0.28	0.23	0.26	0.28

- Notes:**
- The above is an extract of the detailed format of annual financial results filed with the Stock exchange under Regulation 52 of the SEBI (Listing Obligations and Disclosure Requirements) Regulations, 2015. The full format of the annual financial results are available on the website of the Stock Exchange (www.bseindia.com) and the listed entity (www.bhtanigroup.com).
 - For the items referred in Regulation 52(4) of the SEBI (Listing Obligations and Disclosure Requirements) Regulations, 2015, the pertinent disclosures have been made to the Stock exchange (BSE India) and can be accessed on the URL (www.bseindia.com) and website (www.bhtanigroup.com)

For and on behalf of the Board of Directors
Sd/-
Prem Bhutani
Director
DIN: 00809853

Place: Noida
Date: November 14, 2024



JINDAL POLY FILMS LIMITED

CIN :- L17111UP1974PLC003979

Regd. Office : 19th K.M., Hapur Bulandshahr Road, P.O. Gulaathi, Bulandshahr (U.P.)-245408

Corporate. Office : Plot No. 87, Sector-32, Institutional Area Gurugram, Haryana - 122001

Unaudited Financial Results For the Quarter and Six Months Ended 30th September 2024

Unaudited Financial Results For the Quarter and Six Months Ended 30th September 2024												
Rs in Lakhs except EPS						Rs in Lakhs except EPS						
Consolidated						Particulars	Standalone					
Quarter Ended		Half Year Ended		Year Ended			Quarter Ended		Half Year Ended		Year Ended	
Sep 30, 2024	June 30, 2024	Sep 30, 2023	Sep 30, 2024	Sep 30, 2023	Mar 31, 2024		Sep 30, 2024	June 30, 2024	Sep 30, 2023	Sep 30, 2024	Sep 30, 2023	Mar 31, 2024
(Unaudited)	(Unaudited)	(Unaudited)	(Unaudited)	(Unaudited)	(Audited)		(Unaudited)	(Unaudited)	(Unaudited)	(Unaudited)	(Unaudited)	(Audited)
1,31,096.57	1,23,307.85	1,03,353.60	2,54,404.42	1,86,524.79	3,92,556.97	Total Income from Operations	17,639.50	13,432.55	14,867.75	31,072.05	25,432.99	54,317.03
13,653.89	9,810.04	2,377.44	23,463.93	15,659.35	9,156.85	Net Profit for the period (before Tax, Exceptional and/or Extraordinary items)	23,575.02	12,749.77	8,598.34	36,324.79	26,099.72	41,395.17
13,653.89	23,460.92	2,309.19	37,114.81	15,578.26	9,094.45	Net Profit / (Loss) for the period before Tax (after Exceptional and/or Extraordinary items) and before non-controlling interest and share of profit from associate, attributable to Equity Holders of the parent	23,575.02	28,400.65	8,598.34	49,975.67	26,099.72	41,395.17
11,660.59	16,808.69	1,217.21	28,468.28	10,979.58	7,149.67	Net Profit / (Loss) for the period after Tax, non-controlling interest and share of profit from associate, attributable to Equity Holders of the parent	18,483.16	19,698.70	6,404.48	38,181.86	19,373.76	31,200.45
12,784.10	17,144.92	612.41	29,929.02	10,402.39	6,736.77	Total Comprehensive Income for the period (Comprising Profit / (Loss) for the period (after Tax) and Other Comprehensive Income (after Tax)) attributable to Equity Holders of the parent	18,499.83	19,698.70	6,432.68	38,198.53	19,401.96	31,215.75
4,378.64	4,378.64	4,378.64	4,378.64	4,378.64	4,378.64	Paid up Equity Share Capital (Face Value of Rs 10/- each)	4,378.64	4,378.64	4,378.64	4,378.64	4,378.64	4,378.64
-	-	-	-	-	3,95,066.79	Other Equity (excluding revaluation reserve)	-	-	-	-	-	5,74,296.23
26.63	38.39	2.78	65.02	25.08	16.33	Earnings Per Share (Basic & Diluted)	42.21	44.99	14.63	87.20	44.25	71.25

- Notes**
- The above Financial Results were reviewed by the Audit Committee and taken on record at the meeting of the Board of Directors at their respective meetings held on November 14, 2024 and limited review of these results has been carried out by the Statutory Auditors of the Company.
 - Financial Results has been prepared in accordance with the Indian Accounting Standards ("Ind AS") prescribed under section 133 of the Companies Act 2013 read with the relevant rules issued thereunder.
 - Figures for the previous periods have been regrouped / rearranged, wherever considered necessary, to conform current period classifications.
 - The above financial results is an extract of the detailed Standalone and Consolidated Financial Results filed with the Stock Exchanges under Regulation 33 of the SEBI (Listing Obligations and Disclosure Requirements) Regulations, 2015. The full financial results in the prescribed format are available on the Stock Exchange websites (www.bseindia.com and www.nseindia.com) and also on the Company's website at www.jindalpoly.com.

By Order of the Board For
Jindal Poly Films Limited
Sd/-
Vijender Kumar Singhal
(Whole Time Director)
DIN - 09763670

Place : Gurugram
Date : 14.11.2024



Growington Ventures India Limited

CIN NO. - L63090MH2010PLC363537

Reg office: Shiv Chamber, 4th Floor, Plot No 21, Sector 11, CBD Belapur, Navi Mumbai -400614, Maharashtra

Tel No.: +91 22 49736901 Email id: growingtons@gmail.com Website : www.growington.in

Statement of standalone and Consolidated Un-audited Financial results for the Quarter and year Ended 30th September, 2024

Sr. No.	Particulars	(Rs. in Lakhs)						(Rs. in Lakhs)					
		Standalone			Consolidated			Standalone			Consolidated		
		Quarter Ended	Half Year Ended	Year Ended	Quarter Ended	Half Year Ended	Year Ended	Quarter Ended	Half Year Ended	Year Ended	Quarter Ended	Half Year Ended	Year Ended
		30.09.2024	30.06.2024	30.09.2023	30.09.2024	30.09.2023	31.03.2024	30.09.2024	30.06.2024	30.09.2023	30.09.2024	30.09.2023	31.03.2024
		Un Audited	Un Audited	Un Audited	Un Audited	Un Audited	Audited	Un Audited	Un Audited	Un Audited	Un Audited	Un Audited	Audited
1	Total Income from Operations from Continuing Operations	565.63	661.64	837.26	1227.28	1097.77	3108.57	590.56	722.77	837.26	1313.33	1097.77	3505.57
2	Net Profit/(Loss) for the period/year (before Tax, Exceptional and/or Extraordinary items) from Continuing and Discontinuing Operations	105.24	111.77	163.56	217.02	124.38	275.83	77.8	71.84	163.56	149.63	124.88	214.51
3	Net Profit/(Loss) for the period/year before tax (after Exceptional and/or Extraordinary items/Associates) from Continuing and Discontinuing Operations	105.24	111.77	163.56	217.02	124.38	275.83	77.8	71.84	163.56	149.63	124.88	214.51
4	Net Profit/(Loss) for the period/year after tax (after Exceptional and/or Extraordinary items/Associates) from Continuing and Discontinuing Operations	73.95	82.71	121.34	156.68	92.41	175.52	46.51	42.78	121.34	89.28	92.41	114.19
5	Total Comprehensive Income for the period/year [Comprising Profit/(Loss) for the period/year (after tax) and Other Comprehensive Income (after tax)]	73.95	82.71	121.34	156.68	92.41	175.52	46.51	42.78	121.34	89.08	92.41	114.19
6	Equity Share capital	1605.54	1605.54	1605.54	1605.54	1605.54	1605.54	1605.54	1605.54	1605.54	1605.54	1605.54	1605.54
7	Earnings Per Share (of Re. 1/- each) (for continuing and discontinued operations)- Basic & Diluted	0.05	0.05	0.76	0.1	0.58	0.11	0.03	0.03	0.76	0.06	0.58	0.07

- Notes:**
- The above is an extract of the detailed format of Quarterly Financial Results filed with the Stock Exchanges under Regulation of the SEBI (Listing and Other Disclosure Requirements) Regulations, 2015 read with SEBI circular 5th July, 2016. The full format of the Quarterly Financial Results are available on the websites of the Stock Exchange BSE Limited (www.bseindia.com) and the Company (www.growington.in)
 - The above results have been reviewed by the Audit Committee and approved by the Board of Directors at their meeting held on 14th November, 2024. The Statutory Auditors of the Company have carried out a limited review of the above results.

By order of Board of Directors
For, Growington Ventures India Limited
Sd/-
Lokesh Patwa
Whole Time Director
DIN : 06456607

Place : Navi Mumbai
Date : 14/11/2024

MAGNITE DEVELOPERS PRIVATE LIMITED

CIN No: U45309PN2022PTC207434

Regd Office: 3rd Floor, S. No.-34, Near Inorbit Mall, Wadgaon Sheri, Pune - 411014

Phone: 020-66850000 Email: secretarial@solitaire.in. Website: www.themdpi.in

Extract of Financial Results for quarter ended September 30, 2024

Sr. No.	Particulars	Quarter Ended		Year ended	
		September 30, 2024	September 30, 2023	March 31, 2024	March 31, 2024
		Unaudited	Unaudited	Unaudited	Audited
1	Total Income from Operations	-	-	-	-
2	Net Profit / (Loss) for the period (before Tax, Exceptional and/or Extraordinary items)	(226.10)	(264.60)	(1,009.80)	(1,009.80)
3	Net Profit / (Loss) for the period before tax (after Exceptional and/or Extraordinary items)	(226.10)	(264.60)	(1,009.80)	(1,009.80)
4	Net Profit / (Loss) for the period after tax (after Exceptional and/or Extraordinary items)	(169.19)	(198.01)	(755.65)	(755.65)
5	Total Comprehensive Income for the period [Comprising Profit/ (Loss) for the period (after tax) and Other Comprehensive Income (after tax)]	(169.19)	(198.01)	(755.65)	(755.65)
6	Paid-up Equity Share Capital	1.00	1.00	1.00	1.00
7	Reserves (excluding Revaluation Reserve)	-	-	-	-
8	Security Premium Account	-	-	-	-
9	Net worth	(2,160.95)	(1,396.09)	(1,828.03)	(1,828.03)
10	Paid up Debt Capital / Outstanding Debt	174,877.89	132,686.23	127,864.57	127,864.57
11	Outstanding Redeemable Preference Shares	-	-	-	-
12	Debt Equity Ratio	(80.93)	(95.04)	(69.95)	(69.95)
13	Earnings Per Share (of Rs. 10/- each) (for continuing and discontinued operations) -				
14	(a) Basic	(1,691.90)	(1,980.10)	(7,556.50)	(7,556.50)

MAGNITE DEVELOPERS PRIVATE LIMITED				
CIN No: U45309PN2022PTC274334				
Regd Office: 3rd Floor, S. No.-34, Near Inorbit Mall, Wadgaon Sheri, Pune - 411014				
Phone: 020-66850000 Email: secretariat@solitaire.in, Website: www.themdp.in				
Extract of Financial Results for quarter ended September 30, 2024				
Sr. No.	Particulars	Quarter Ended		(Rs. In Lakhs)
		September 30, 2024 Unaudited	September 30, 2023 Unaudited	Year ended March 31, 2024 Audited
1	Total Income from Operations	-	-	-
2	Net Profit / (Loss) for the period (before Tax, Exceptional and/or Extraordinary items)	(226.10)	(264.60)	(1,009.80)
3	Net Profit / (Loss) for the period before tax (after Exceptional and/or Extraordinary items)	(226.10)	(264.60)	(1,009.80)
4	Net Profit / (Loss) for the period after tax (after Exceptional and/or Extraordinary items)	(169.19)	(198.01)	(755.65)
5	Total Comprehensive Income for the period [Comprising Profit/ (Loss) for the period (after tax) and Other Comprehensive Income (after tax)]	(169.19)	(198.01)	(755.65)
6	Paid-up Equity Share Capital	1.00	1.00	1.00
7	Reserves (excluding Revaluation Reserve)	-	-	-
8	Security Premium Account	-	-	-
9	Net worth	(2,160.95)	(1,396.09)	(1,828.03)
10	Paid up Debt Capital / Outstanding Debt	174,877.89	132,686.23	127,864.52
11	Outstanding Redeemable Preference Shares	-	-	-
12	Debt Equity Ratio	(80.93)	(95.04)	(89.95)
13	Earnings Per Share (of Rs. 10/- each) (for continuing and discontinued operations) :-			
	(a) Basic	(1,691.90)	(1,980.10)	(7,556.50)
	(b) Diluted	(1,691.90)	(1,980.10)	(7,556.50)
14	Capital Redemption Reserve	-	-	-
15	Debture Redemption Reserve	-	-	-
16	Debt Service Coverage Ratio	1.01	0.55	0.58
17	Interest Service Coverage Ratio	0.97	0.96	0.96

Notes:

- The above results have been reviewed by the Audit Committee and approved by the Board of Directors at their respective meetings held on 14 November, 2024.
- The above is an extract of the detailed format of quarterly financial results filed with the BSE Limited ('Stock Exchange') under regulation 52 of the SEBI (Listing Obligations and Disclosure Requirements) Regulations, 2015. The full format of the quarterly financial results is available on the websites of the Stock Exchange i.e. www.bseindia.com and on the website of the Company at www.themdp.in.
- For the other line items referred in regulation 52(4) of the SEBI (Listing Obligations and Disclosure Requirements) Regulations, 2015, pertinent disclosures have been made to the Stock Exchange i.e. BSE Limited and can be accessed on the website at www.bseindia.com and on the website of the Company at www.themdp.in.
- This extract of Financial Results has been prepared in accordance with the requirement of Regulation 52 of SEBI Listing Regulations, read with Chapter 1 of Operational Circular bearing reference No. SEBI/HO/ODHS/ODHS_Div1/PIR/2022/0000001103 dated July 28, 2022 ('Circular').

For Magnite Developers Private Limited
Sd/-
Bhushan Vilaskumar Palresha
Director
DIN: 1258918

Date: November 14, 2024
Place: Pune

 **SHRIRAM**
Finance

SHRIRAM FINANCE LIMITED
(Formerly known as SHRIRAM
TRANSPORT FINANCE
COMPANY LIMITED)

PUBLIC NOTICE

This is to inform our customers and public at large that our **Bhilai Branch** located at Third Floor, Shop No.33/A, Chhoun Estate, Near Mourya Talkies, G.E. Road, Bhilai, Chhattisgarh - 490023 will shift to First Floor, 4/1, Rihdi Sidhi Tower, Shastri Nagar, Camp 1, Ward No. 27, Near G.E. Road, Bhilai, Raipur, Bhilai, Chhattisgarh - 490023 from 18th February, 2025. The Customers are requested to contact the new office premises for their needs.

REGIONAL BUSINESS HEAD


SHRIRAM FINANCE LIMITED
(Formerly known as SHRIRAM
TRANSPORT FINANCE
COMPANY LIMITED)

PUBLIC NOTICE

This is to inform our customers and public at large that our **Hansi Branch** located at SCF 37-38, First Floor, Above IDBI Branch, Gandhi Market, Hisar, Haryana - 125033 will shift to First Floor, Plot No. 435/ 18, Shanti Niketan Colony, GT Road, Jind By Pass, Near Vikas Automobiles and New Court, Hansi(Hisar), Haryana - 125033 from 20th February, 2025.

The Customers are requested to contact the new office premises for their needs.

REGIONAL BUSINESS HEAD



ANANYA
Going Beyond Finance

**ANANYA FINANCE FOR INCLUSIVE
GROWTH PRIVATE LIMITED**

Regd. Office: 903, 9th Floor, Sakar IX, B/s. Old RBI, Ashram Road, Ahmedabad – 380009

Statement of Un-Audited Financial Results for the quarter ended 30th September, 2024

(Rupees in Lakhs)

Sr. No	Particulars	Standalone		Consolidated	
		Quarter Ended		Previous Year Ended	Quarter Ended
		30-09-2024	30-09-2023	31-03-2024	30-09-2024
1.	Total Income from operations	2,617.01	1,959.27	8,266.85	3,128.46
2.	Net Profit / (Loss) for the period (before Tax, Exceptional and/or Extraordinary items)	(156.39)	67.81	111.15	(392.68)
3.	Net Profit / (Loss) for the period before Tax (after Exceptional and/or Extraordinary items)	(156.39)	67.81	111.15	(392.68)
4.	Net Profit / (Loss) for the period (after Tax, Exceptional and/or Extraordinary items)	(12.08)	50.48	112.74	(217.75)
5.	Total Comprehensive Income for the period [Comprising Profit/(Loss) for the period (after Tax) and Other Comprehensive Income (after Tax)]	(10.19)	53.44	118.46	(217.28)
6.	Paid up Equity Share Capital	9,074.97	6,602.92	8,458.05	9,074.97
7.	Reserves (excluding Revaluation Reserve)	7,626.88	3,268.18	6,471.76	7,029.75
8.	Securities Premium Account	7,289.59	3,106.09	6,237.96	7,287.48
9.	Net worth	16,701.85	9,871.10	14,929.81	16,104.72
10.	Paid up Debt Capital / Outstanding Debt	35,372.07	33,077.92	46,714.81	37,697.17
11.	Outstanding Redeemable Preference Shares	-	-	-	-
12.	Debt Equity Ratio	2.12	3.35	3.13	2.34
13.	Earnings Per Share (of Rs. 10/- each)				
	1. Basic:	(0.01)	0.08	0.16	(0.24)
	2. Diluted:	(0.01)	0.08	0.16	(0.24)
14.	Capital Redemption Reserve		N.A.		
15.	Debenture Redemption Reserve		N.A.		
16.	Debt Service Coverage Ratio		N.A.		
17.	Interest Service Coverage Ratio		N.A.		

Notes:

(a) The above is an extract of the detailed format of Quarterly financial results filed with the Bombay Stock Exchange under Regulation 52 of the SEBI (Listing Obligations and Disclosure Requirements) (Fifth Amendment) Regulations, 2021. The full format of the Quarterly financial results is available on the company's website – www.ananyafinance.com.

(b) For the items referred in sub-clauses (a), (b), (d) and (e) of the Regulation 52 (4) of the SEBI (Listing Obligations and Disclosure Requirements) (Fifth Amendment) Regulations, 2021, the pertinent disclosures have been made to the Bombay Stock Exchange and can be accessed on the company's website – www.ananyafinance.com.

(c) Previous year's/period figures have been regrouped/reclassified wherever necessary.

Place : Gurugram

Date : 14.11.2024

Mr. Abhishek Khanna

Managing Director & Chief Executive Officer

DIN: 09680649

 **SHRIRAM FINANCE LIMITED**
(Formerly known as SHRIRAM
TRANSPORT FINANCE
COMPANY LIMITED)
PUBLIC NOTICE

This is to inform our customers and public at large that our **Attinal Branch** located at Third Floor, Indira Towers, Chirayinkeezhu Road, Veeralam, Attinal, Thiruvananthapuram, Kerala - 695101 will shift to Third Floor, Jasim Tower, Chirayinkeezhu Road, Veeralam, Attinal, Post Office Attinal, Thiruvananthapuram, Kerala - 695101 from 18th February, 2025. The Customers are requested to contact the new office premises for their needs.

REGIONAL BUSINESS HEAD

[illegible]